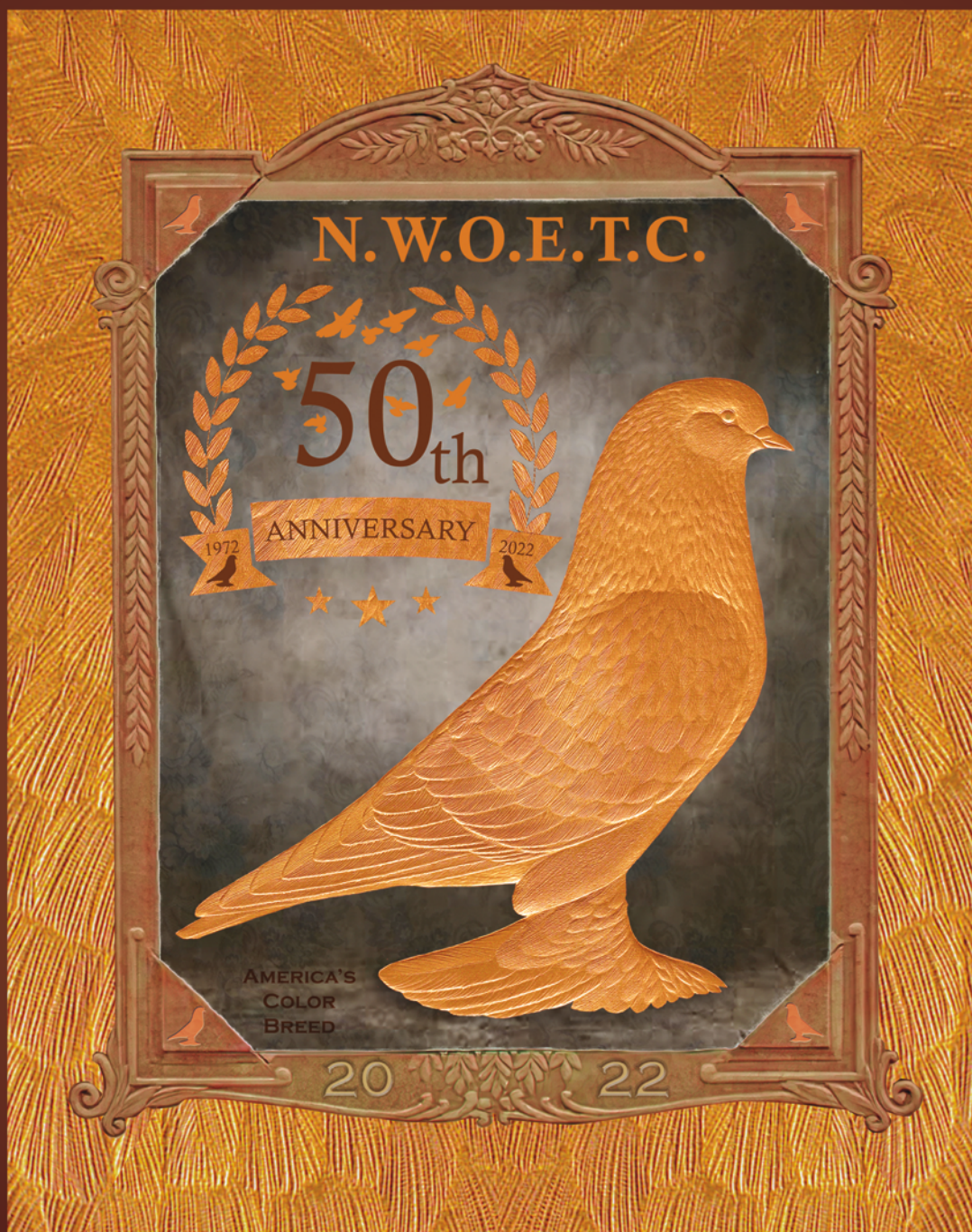


purebred
PIGEON

Breed of the Issue – West of
England Tumbler
Growing Up Trenton
Rocky Mountain Fanciers Summit
Fancy Pigeons in Iceland
Iranian Highflyers

November/December 2022



National West Of England Tumbler Club

Now Available in Texas! 800-262-5258

High Performance Birds, *need* High Performance Feed!

Whether you are racing or breeding,
to get quality results,
you need to start with quality feed!

That's why the Champion Flyers and Breeders use LEACH FEED! They know!

Join: Victor Valenzuela, Ed Lorenz, Carl Loizzi, Mary Ladin, Arrowhead Lofts, Danny Hines, Greg McKnight, Roger Mortvedt, Ron Steinbrenner, John Timmerman, The FVC Snowbird, The San Diego Triple Crown, The California Classic, The Texas Center Convention, Dennis Aycock, The Devore Classic, Carmen Griffis, ***and thousands more who know***

The Quality of Feed Counts!

- Quality
- Nutrition
- Value
- Selection

**Choose from any of
our Time-Tested Mixes,
or we will Custom Blend
Your Very Own Mix!**

**Better Feed
at a
Better Price**

The feed that's produced Decades of Champions!

***Contact us today for the store nearest you that carries the
High Quality Leach Line of Products, and***

Get The Winning Edge on Your Competition!

8131 Pivot Street • Downey, CA 90241 • 562.869.4451

Now Available in Texas at 800-262-5258



LEACH
GRAIN
&
MILLING

since 1934



PIGEON

LEACH
GRAIN
&
MILLING
WWW.LEACHGRAIN.COM

NET WT. 50LBS. (22.68Kg)
Quality Feeds Since 1934

Downey, California

DanMilnerDesigns.com

Vita King Products

Where quality products & service make the difference!



**CALL US TODAY FOR OUR FREE CATALOG
with more Great Deals on more Great Products!**

Call Toll free at: 1.877.848.5464 or shop online at: www.VitaKingProducts.com

Racing / Breeding / General Health Care Products

AMINO ACID LIQUID - use on feed. Aids body's proces of building tissue. 8 oz.	\$22.50
BATH SALTS 1 lbs.	\$ 7.00
BEE THE BEST - for racing, increase speed and endurance 100 ml	\$32.00
BREWERS YEAST. Approx. 1/2 lb. \$8.50 Approx. 1 1/4 lbs.	\$13.75
CALCI MINERAL - calcium, minerals, vitamins. 2 lbs.	\$12.00
CONDITIONING POWDER - used 2nd day after race 1 lb.	\$30.00
DISINFECTANT - liquid concentrate 8oz.	\$10.00
ELECTROLYTE LIQUID - combat dehydration in heat or long races . . . 1 liter	\$24.00
FERTILITY PILLS - for hens or males. 20 pills	\$12.00
CALCIUM GLUCONATE - to ensure good egg and bone formation 16 oz.	\$ 7.75
FORMULA POWDER - high energy / helps racer banish fatigue 1 lb.	\$12.50
GARLIC JUICE - helps purify blood 16 oz	\$12.00
IDEALA PILLS - for rearing youngsters & sick birds 100 ct. \$7.50 . 500 ct.	\$31.00
LIQUID RACING VITAMINS - mixed on feed day before shipping 8 oz.	\$22.50
MAGNESIUM CARBONATE BLOCKS 8 - 2oz blocks	\$ 9.75
MEGA MINS - excellent powdered mineral supplement. 1 lb.	\$20.00
MULTI MINERAL - granular mineral supplement. 1 /14 lbs. \$7.25 . . . 3 lbs.	\$13.50
MULTI-OIL BASE VITAMIN - Cod liver, wheat germ, soybean oils 8 oz.	\$11.25
ORNILEVURO BREWER YEAST - fine yeast flakes w/ additives 1 lb.	\$19.50
PERFORMANCE PILLS - winning edge for race day. Improves stamina, speed. 500 ct. . . \$75.00 . . . 1000 ct. . . \$115.00	
PICOLYT CALCIUM DRINK - supports the molt, eggshell development , 500 ml	\$11.00
PICKSTONE - large 2 lb. Size	\$3.20
PICKSTONE IN POT	\$3.50
PRO BOOST - stabilizes health & form during transit to race release. 200 gr	\$50.00
RED RACING MINERALS - finely powdered mineral. Use in gritpot. 2 1/2 lbs	\$12.00
RETURN COMBO -detoxification of bird and restores condition on return . 200 g	\$50.00
SALINE POWDER - mineral enriched food supplement. Use in grit lb.	\$ 7.50
THERAPEUTIC CLEANSER - treats bacterial, gastro-intestinal infections . 200gr	\$50.00
Top Pills - speed up recovery or reduce stress before shipping in boxes. 50 ct	\$18.50
TRICOM MOLTING LIQUID - for shiny, soft feathers 1000 ml	\$25.00
VITAMIN E LIQUID - prevents degenerative changes in muscles and liver. 100 ml	\$ 9.00
VITA PREEN - 13 essential vitamins. Use in water. 16 oz.	\$22.00
VITA PRO COMBO - vitamins, amino acids, electrolytes, Probiotics 150 gr	\$18.00

1-2-3 Racing System

A package of 6 products formulated to put your old bird and young bird race team in top form: return combo, 5 in 1 treatment, respiratory powder, therapeutic cleanser, pro boost and vita-pro combo. See website or catalog for racing program details - feeding, training, conditioning. **Package price for 6 products \$240.00**

Teas

Vita King Teas are the most advanced teas on the market. Finely powdered herbal teas, they leave no residue in the water. Easy to prepare in microwave. Simple, no mess. For each tea, one bottle makes 20 gallons. Absolutely the best!
NOURISHING & RESTORER TEA - For breeding & post race day. \$22.00
WEEKLY MAINTENANCE TEA -cleanses the system. Use on race day \$22.00

Vaccines

KM-1 Salmonella Vaccine - 100 ds.with needle and syringe \$129.00
PMV Vaccine (Paramyxovirus) - 100 ds..with needle and syringe \$129.00

Respiratory Treatments

BROOMHEXINE POWDER 2% - upper respiratory infections, mucous 100 gr	\$22.00
DOXYCYCLINE POWDER 20% - respiratory, mycoplasmosis, ornithosis 100 gr	\$22.00
DOXYCYCLINE POWDER 100% - respiratory, mycoplasmosis, ornithosis 100 gr	\$50.00
DOXY - TYLAN POWDER - doxycycline 20 mg / tylosin 5 mg 100 gr	\$32.00
RESPIRATORY DROPS - drop in eyes & nostrils. 1 oz. (approx.950 drops)	\$24.00
RESPIRATORY POWDER - combination of 4 top respiratory products 200 gr.	\$50.00
SOUNAVIL POWDER - highly effective treatment for respiratory 100 gr	\$55.00

Videos and Books

Check our website or catalog for complete selection of videos and books.

Mineral - Grit Mixture

This grit and mineral mixture is just phenomenal. Your birds will go crazy over it and seeing how this mineral helps improve your birds overall health is mind boggling. Your birds will crave the mineral grit once they've tried it and the best part is you'll notice an improvement in their condition - smoother and larger eggs, increased hatchability rates, softer feathers. Great to use for conditioning show birds, racers and breeders during breeding season. The 22 lb. bag can be shipped for \$14.25 using priority mail flat rate box - a great rate!
 11 lb. bucket \$18.00 22 lb. bag \$33.00

E-Coli Treatments

FURALTADONE POWDER. 100 grams	\$26.00
TRIMETHOPRIUM SULFA. 100 grams	\$22.00
COLI END LIQUID very effective against e-coli, bacterial infections 100 cc	\$27.00
ENROFLOXAN LIQUID 10% 100cc	\$30.00
ENROFLOXAN TABLETS (7.5 mg tablets) 60 tablets	\$25.00
FLORFENIKOL LIQUID 2.5% 100 ml	\$30.00

Wormers

IVOMEC - Individual treatment. 3 drops per bird. 50cc.	\$49.00
VERMISOL (Levamisole) Powder 100 grams	\$16.00
VERMISOL TABLETS - 100ct.	\$22.00
WORM OUT TABLETS - effective against all worms - 100 tablets	\$32.00

Coccidiosis Treatments

MIRACLE LIFE - very effective flock treatment. treats 35 gallons	\$24.00
--	---------

Canker Treatments

METRONIDAZOLE TABLETS - 60 mg individual treatment. 100 tablets	\$22.00
RIDZOL - very effective treatment. NEW 20% strength 150 gr	\$45.00
TRICHO GREEN - NEW. 300 grams	\$75.00
RONIDAZOLE TABLETS - 30 mg individual treatment. - 100 tablets	\$29.00
CANKER MAX CAPSULES - 25% stronger than Sparitrix tablets 50 capsules	\$27.00

Antibiotics / Medications

AMOXICILLIN 10% POWDER - treats paratyphoid, respiratory. 100 grams	\$20.00
5 in 1 TREATMENT- for cocci,canker,respiratory,worms + Vita Pro Combo 200 gr	\$50.00
LIFESAVER CAPSULES - treats going light, sneezing, rattles 50 ct	\$17.50
RESPIRATORY DROPS - apply into eye for eye colds. 1 ounce	\$24.00
ENROFLOXAN LIQUID - treats respiratory, paratyphoid, e-coli 100 cc	\$30.00
AMOXICILLIN POWDER 50% 100 grams	\$55.00
ENROXIL TABLETS - treats respiratory, paratyphoid, e-coll 60 tablets	\$25.00

Parasite Control

PEST STRIPS - use one for every 1000 cu feet. No harm to birds or humans . . .	\$9.75
HERBAL BUG SPRAY - spray on birds to kill lice 16 oz bottle	\$18.95

Loft Supplies

Basic Waterer - 3.5 liter	\$14.75	Nest Bowls - plastic	\$ 2.95
Bobs - 12 inch	\$.60	Nest Bowls - paper	\$.65
Ceramic Gallipot - 4 x 2	\$ 3.00	Nest Bowls - terra cotta	\$ 2.90
Floor Scraper	\$22.00	Nest Pads - best available	\$ 1.00
Corner Scraper - large	\$13.75	Nest Pads- coconut for warm weather	\$ 1.00
Cups -	see website for selection	Plastic Perch (Blue)	\$ 2.00
Dummy Eggs- plastic. 12 ct.	\$ 3.25	Perch Scrapers see website	
Dummy Eggs- plaster 12 ct.	\$ 4.50	Perfect Waterer - 1 gallon.	\$18.50
Floor Grates	\$ 4.50	Perfect Waterer - 1 1/2 gallon	\$20.25
Grit Container	\$ 5.75	Numbered Snap Plas. Bands 25ct	\$ 4.50
Heaters for waterers	\$35.00	Plastic Rectangle Cups	\$.85
Individual Water - grey, 1 liter	\$ 4.75	Snap Bands: 25ct \$2 / 50ct \$3 / 100ct	\$5

Shipping:

Orders within the US are shipped by UPS or priority mail - whichever is more economical & charges are based on the weight and destination of the shipment.
***For every \$125 of products you order we take \$5 off your shipping costs.**
A "Thank You" for placing your order with Vita King.



**ORDERS (TOLL FREE):
1.877.848.5464
PHONE:
1.219.733.0011**

(Prices subject to change. Please call us to verify prices and shipping cost.)

Vita King Products

10258 S. 1150 W. Wanatah, IN 46390 USA

Shop online at: www.VitaKingProducts.com



Volume 19, Issue 1 - November/October 2022

ISSN:1556-8989

Doratha E. Connally, Editor & Publisher

MAILING ADDRESS: 108 Freeman Hollow Ct
Goodlettsville, Tennessee 37072 USA

PHONE: Text 615-433-6268 or
615-851-9674 please leave a message

E-MAIL: staff@purebredpigeon.com

WEBSITE: www.purebredpigeon.com

One year (6 issues) USA \$39.00; Canada \$65 in US
funds; Out of USA, \$89 in US funds; Online \$35

SINGLE ISSUE – \$9.00 US (includes postage in
US) Back Issues are available.

Printed material, including advertising, does not reflect the views or opinions of the staff or editor of Purebred Pigeon. We reserve the right to edit all copy received and to refuse any material. Material will not be returned unless submitted with stamped, addressed envelope.

Individuals submitting photos for use in advertising or articles are solely responsible for obtaining permission for use from the photographer - please provide photo credit.

Purebred Pigeon (USPS 022-857) is published Bimonthly (6 issues per year) for an annual rate of \$39.00 US by Purebred Pigeon, 108 Freeman Hollow Ct., Goodlettsville, TN 37072 U. S. A. "Periodical Postage Paid at Goodlettsville, TN and at an additional mailing office." "POSTMASTER:" Send address changes to Purebred Pigeon, 108 Freeman Hollow Ct, Goodlettsville, TN 37072."

ADVERTISING RATES - All color - cost is for one insertion

Full Page Commercial.....	\$295*
Full Page.....	\$265*
Half Page Commercial.....	\$180*
Half Page.....	\$160*
Quarter Page.....	\$95 per issue*
One-Eighth Page.....	\$60 per issue*
Column Inch ..\$30 per issue or \$135 per year*	
Front Cover	\$400
Inside Front Cover	\$350*
Back Cover.....	\$375*
Inside Back Cover	\$290*
Page Three and Five	\$325*

Advertising created by Purebred Pigeon is for use in this magazine only – it is copyright protected. If you wish to use your ad in another publication or on-line, contact us for permission and cost.

*Discounts available for multiple insertions paid in advance only. Some pages are reserved.

CHANGE OF ADDRESS: Send your change of address to us in writing or e-mail **prior to the issue deadline. The Post Office will forward magazines if you have filed a change of address with them requesting forwarding of magazines.**

All content - including photographs and text are the property of the submitting contributors and Purebred Pigeon ©2022 and may not be reproduced in whole or in part in any medium without the written consent of the owners.

Purebred Pigeon is produced and printed in the U. S. A. Each issue is mailed in the middle of the time period it covers.

In this Issue

Rocky Mountain Fanciers Summit by Layne Gardner..... 8
 Collecting Business Cards By Lynn Watson 15
 Growing up Trenton By Chuck Oshaben 16

50 Years of the National West of England Tumbler Club
 By Josh Zilles - NWOETC President..... 22
 West of Englands A Few Tips for Success By Josh Zilles 23
 A Return to the Breed "West of England Tumblers" By Jim Vines 24
 Remembering Chuck Zeller By Jay Turner - Past President of the NWOETC..... 26
 Adding Ice To West of Englands By Terry Brechbill..... 27
 Baldheads and Shield Mottles in Wests By John Kieft..... 28
 Reduced In Wests By Bob Christman 30
 Torts - A Surprise in Every Nest! Sandy Oelschlegel 32
 Mr. West – Jay Turner By Bill Henderson 33
 My Time In The NWOETC By Jay Turner..... 34
 The Beauty of the White Self West By Sandy Oelschlege..... 36
 Colors in Wests By Josh Zilles 38
 West by Southwest By Corrine 40
 Largest West Shows Ever By Bob Christman 41
 Memories of Judging The 1991 Pageant Of Pigeons by Jim Krebaum, Jr. 42
 3rd Time's the Charm By Mike McLin 44
 Formative Years for the West of England By Joe Cussick 45

Show update Canadian National Jacobin Show 51
 Fancy Pigeons in ICELAND By Tumi Kolbeinsson 52
 "PIGEONS IN THE MEADOW" 55
 Central Fantail Club 2022 Annual Meet By Tom Pritchett 56
 American Flying Tumblers 58
 Olde Style Saddle Tumblers – My Breed Of Choice By Barry Wilson 60
 Saddle Muffs By Bob Fragoman..... 61
 Iranian High Flyers + Tipplers = Champion Flyers By Hamid Zia..... 62
 Event Calendar 48
 Classifieds..... 65

Cover Contact Information:

National West of England Tumbler Club

Secretary/Treasurer - Matt Matuska - Concord, CA 925-899-7431

President - Josh Zilles - Shelley, ID 435-890-2733

50th Anniversary Plaque Creator - Bob Christman

**Please mention Purebred Pigeon when you
 contact our advertisers - thanks!!**



Breeder



Premium 22



High Energy



No Corn Special



Squab Builder



Grit & Mineral - Plus

- Made with non-GMO grains.
- A choice of 24 rations to meet the specific needs of your birds.
- Full line of clean ingredients.
- Lots of different grains -
Nutra Corn - Safflower - Red Corn's

- Ask about Premium 22 for racing
- We can help you create your own custom mix
- Visit our website to see our new company video

www.desmoinesfeed.com
515-262-8265 • 800-798-8265

DES MOINES FEED CO.

Des Moines, Iowa 50317

UPCOMING ISSUES IN PUREBRED PIGEON

We need articles and advertisements to support our issues in 2023. This is your invitation to participate!

January/February 2023
Women in the Hobby
deadline Jan 1

March/April 2023
Show Reports

November/December 2023
Old German Owls

If you need more information, email staff@purebredpigeon.com or call 615-851-9674 Thanks!!

From the Editor

Congratulations to the National West of England Tumbler Club on their 50th Anniversary! As you will see in their feature, there is a lot to love in the West breed – loads of colors, good fertility, great parenting skills and an active and energetic club willing to help you get started or make the leap to new colors or more competitive breeding stock. Thanks to Jay Turner for spearheading this feature!

On a somewhat somber note, as pigeon fanciers I feel we have really had to learn to “roll with the punches” and it seems they just keep coming. First we heard the National was canceled due to Avian Flu – so many of us diverted our attention to other shows including the Iowa State Pigeon Association’s Pigeons on the Prairie in Des Moines. It sounded like it was going to be a fantastic show with over 40 breeds holding specialty meets. Well, the Avian Flu went there as well and they had to cancel as well. I believe some of the Canadian show have been impacted, too. But Pigeon Fanciers are a tough bunch and I know we will come through this intact!

There are still shows to enter. Please go to the Events Calendar and you will see many shows still available. I plan on being at two of them and possibly more.

Hope you enjoy the issue!



Polish Lynx - White Bar White Flight OC
Champion Form - NPA National at Amarillo 2020



Polish Lynx - Blue Spangle YH
Champion Rare - NPA National at Amarillo 2022

CURRENTLY BREEDING

Benesov	Polish Lynx
Cauchois	Swing Pouter
Thuringer	Damascences
Archangel	Prachen Kanik
Clean Leg Ice	Coburg Larks



BRIAN GOODWIN

P.O. Box 5172
Hobbs, NM 88241
575-391-0002
Bgoodwin1478@gmail.com
www.zialoft.com

GET YOUR BIRDS TO AMERICA QUICKLY!

**WE OFFER ONE OF THE SAFEST, FASTEST AND THE MOST RELIABLE
DIRECT IMPORT PROCESSES FROM EUROPE TO THE USA!**



AVIAN
EXPORT/IMPORT
SERVICES

**NOW ACCEPTING RESERVATIONS FOR THE UPCOMING
MARCH 2023 COLLECTION**

WITH 'ANIMALS TO FLY' IN THE NETHERLANDS

**SIMPLY VISIT OUR DEDICATED WEBPAGE FOR IMPORTING BIRDS
AND COMPLETE THE RESERVATION FORM:**

WWW.AVIANEXPORTSERVICES.COM/USA_IMPORTING

**BOOK WITH US ONLINE FOR YOUR
BIRD IMPORT RESERVATION TODAY!**

WWW.AVIANEXPORTSERVICES.COM

BY: DANIEL HASH

ADDRESS: PO Box 146 Kaysville, UT 84037 PHONE: 801-580-6476

EMAIL: info@avianexportservices.com

UPDATES POSTED WEEKLY TO OUR WEBSITE!





Chinese Owl - milky bar OC 509 Richard Holmberg



Pomeranian Pouter - Red Pied OC Matt Williams



Rocky Mountain Fanciers Summit

By Layne Gardner, Springville, Utah

Photos by Layne Gardner from various recent shows



Saxon Pouter - black white bar YH 909 Beals & Gardner



Kishki - yellow Mzahar YH 2418 Keaton Taylor



West of England Tumbler - Andalusian OC 7507 Matt Matuska



Dragoon - blue grizzle YH 9 Gene Greenfield

I'm sure we were all surprised when we learned that we wouldn't be able to hold the 2023 National Pigeon Association Grand National this coming January. What a disappointment! I really enjoyed attending the previous two Amarillo Nationals and was looking forward to yet another.

Rather than have an empty spot in our show calendar, the Utah Pigeon Club leadership has arranged for a replacement show on the same dates. However, this show will only be a two day show instead of three days. Put these dates on your calendar: January 20-21, 2023.

We have a growing number of specialty clubs who are holding either their national meet or a regional meet at this show. The name of the show? Rocky Mountain Fanciers Summit! Held in the Rocky Mountains, the site of the show will be at the Golden Spike Event Center in Ogden, Utah, 1000 1200 W Street Ogden, Utah 84404, building 3. I have been to this facility and it will be great for the show with plenty of room so you can have a good judging area as well as room to put out some chairs to relax and visit with friends. And we invite specialty clubs to contact Josh Zilles at (435)890-2733 or jzilles@ymail.



Show Oriental Roller - Andalusian OH 11 Edin Tatarevic



LFCL Tumbler - cream bar YC 806 Bill Cook



Show Racing Homer- red check OC 2342 Jim Cain



Helmet MFCR - Red YC 609 Steve Mitchell

com to see about holding either a national meet or a regional meet at the show.

We can only guess how many entries we will have for this show but since we usually have about 1500 pigeons at our local show, the Salt Lake Premier, we would expect to have similar num-

bers or perhaps even more. There is plenty of room in the facility to hold a very large show.

The host hotel for the show is the Hilton Garden Inn, 2271 S Washington Blvd, Ogden, UT 84401 Phone: 801-399-2000 Group Discounted Rate \$125 per night using code UPC23. The hotel is

AMERICAN KING CLUB

Established 1915

*Prestige • Competition
Raise Show Kings and
take your hobby to an all
new level!*

Benefits of joining the
AKC:

- *New member handbook*
- *Quarterly bulletins*
- *Official AKC bands*
- *District Shows*
- *National Shows*
- *Fellowship and support of club members*



**2021 AKC National Champion
At Grand National Amarillo 2022
Grizzle Young Hen
Owner: Charlie Hall**

**Annual dues: \$30 Adults • \$10 Juniors • \$50 Foreign
Complete a membership form found on our website**

Membership and club information inquiries to:
Hal Winter, *Secretary - Treasurer*

402 IL RT 143, Pocahontas, IL 62275 Ph: 618.578.8073
Email: halwintr@gmail.com; www.americanclub.org

Why not join us in breeding the beautiful
English Trumpeter?

Western American Trumpeter Club



The WATC
congratulates
Mark Johnson
(right) for winning
the overall
Champion of the
LAPC Annual
Lawn Show. John
DeCarlo Sr. (left)
had the Champion
unmoulted bird.

Dues: \$35 family, \$25 adults, Juniors \$7.50
associate member (e-mail bulletin only) \$15
Karen Fraire membership secretary –
24234 Central Ave. Descanso, CA 91916 or
call 619-659-9420.

***If You Love English Trumpeters
You Should Belong to the
Western American Trumpeter Club!***



Indian Fantail - tailmark YC 4212 Max Long



Classic Frill - black lace Satinette OC 411 James Jensen

about 5 miles from the Event Center and there are many restaurants in the area.

There is also an option to ship birds via the post office to: Hunter Siggard 495 South 800 West Lewiston, Utah 84320 801-592-2534. The birds need to be shipped by Tuesday January 17th. They will be

shipped back on Monday January 23rd but in the meantime will be fed and watered. If you have any questions, call Hunter.

The Utah Pigeon Club is one of the oldest clubs in the U.S. and has a long history of hosting pigeon shows, going back to the early 1900s. With the wealth of experience behind us we expect to host



UTAH PIGEON CLUB'S Rocky Mountain Fanciers Summit All Breed/All Age Show January 20-21, 2023 Golden Spike Event Center Ogden, Utah

With the unfortunate cancelation of the NPA National in Amarillo, the Utah Pigeon Club invites you to join us on January 20-21 in the beautiful and historic Rocky Mountain town of Ogden. Only 35 minutes north of the Salt Lake City Airport and located on Interstate Hwy 15.

Your specialty club is welcome! *(Read the article above for more information.)*

Specialty Clubs contact

Josh Zilles
phone (435) 890-2733
jzilles@ymail.com

Ship Birds via USPS

Hunter Siggard
495 South 800 West,
Lewiston, Utah 84320
phone 801-592-2534

Host Hotel

Hilton Garden Inn, 2271 S Washington Blvd, Ogden, UT 84401
phone 801-399-2000 Group Rate
\$125 per night - code UPC23



Cauchois - bronze check OC 2124 Terry Gier



German Double Crested Trumpeter - red white bar OC 424 Mike Cobb



Hamburg Sticken- ice blue bar OH 2617 Art Carte



African Owl - white OC 413 Orrie Moore



THE RARE BREEDS PIGEON CLUB

Sponsoring All Types of Rare Pigeons Since 1971!

Quarterly Club Magazine. Breeders Directory, National, State & District Meets. Dues \$15, Foreign \$20. Terry Gier 916-996-9867 – Brad Stuckey 318-792-8693 Stan Vercourteren 920-980-1018 www.rarepigeons.net

EASTERN JACOBIN ASSOCIATION



Contact **JOHN MANCKIA**
[mrманckia@gmail.com](mailto:mрманckia@gmail.com)

SINCE 1960

COME SHOW WITH US!



Bavarian Pouter - blue bar YC 930 Beals & Gardner

this replacement show for the National that will provide an excellent experience for all involved. If you've attended the Premier Show in November you know what I'm talking about.



American Show Racer - dark blue check YC 1027 Mark Lingle

Take a look at your calendar and make plans to join with us January 20-21, 2023 for the Rocky Mountain Fanciers Summit. Help us make this a show to remember. See you there!•

Need the Ideal Gift for the Pigeon Fancier in your life? Get them a Foy's Gift Certificate!

To order online go to
<https://foypetsupplies.com/giftcertificates.php>

Available in \$25, \$50 or \$100 and can be delivered by email with your personalized message!
Great for Christmas or any Holiday, Birthday or General Gift!
(can also be ordered by phone)

Orders Only:
1-877-355-7727
General Questions:
724-843-6889



FOLLOW US on
Facebook | Youtube | Twitter
foypetsupplies.com

Foy's Pet Supplies • 453 Constitution Blvd. • New Brighton, PA 15066 Monday - Friday 9 AM - 5 PM Eastern

NATIONAL CHINESE OWL CLUB

Dedicated To Acquaint You With
“The Fanciest Bird in the Fancy”

District Meets, Young Bird Meet at NYBS, Annual Fall Meet, Meet at NPA National, Club Bulletin, Master Breeder Program, Hall of Fame, Certification System, Website and Friendship!

DUES: Adult \$20.00
 Family \$22.50
 Junior \$5.00

CONTACT:

Wesley Price Sec/Treasurer
 5180 N Grand Canyon Dr
 Las Vegas, NV 89149
 702-806-4014
 lvowls4ever@yahoo.com



Joy King
 1-2011

“Bold, alert and upright...balance in length, height and width, with all these qualities giving the bird grace in composition, movement, and expression.”
 — NCOC Standard

Since 1969

United Swallow Club



Dues: \$10 Senior • \$5 Junior • 4 bulletins a year
 Contact: Elliot Yeske Sec./Treas.
 21649 State Hwy. 108
 Pelican Rapids, MN 56572.
 email: ejy1@loretel.net • www.unitedswallowclub.com



Olde Style Saddle Muffed Tumblers



Bohemian Pouters



Norwich Croppers

Michael & Maynard
 COBLENTZ

779 State Route 93 NW
 Sugarcreek, OH 44681
 330-852-0615



Indian Fantails



Reversewing Pouters


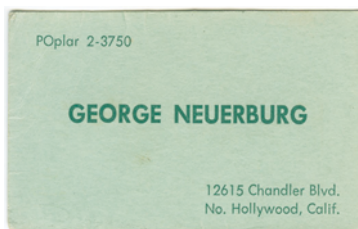
My Start With Collecting Pigeon Business Cards

By Lynn Watson

There are a myriad of things to collect in the pigeon world. Among those that I collect are pigeon business cards. My very first pigeon business card came from the famous Los Angeles Pigeon Club President George Neuerburg of North Hollywood, California.

My introduction to George came quite by chance. A teenage buddy of mine from San Clemente went to the Pomona Fair one September. The Los Angeles Pigeon Club had a booth there. My friend picked up a brochure on joining the LAPC and then shared that with me. I decided to join the LAPC and soon I began receiving club bulletins where I read about the famous Andrews Hardware Store. Since I couldn't drive as I was only 15 years old I decided that I would take a bus to Los Angeles – quite a trip for such a young boy. That day at Andrews Hardware I was fortunate to meet Mr. Andrews, I. W. Metcalf and Ray Peel. There I was able to purchase several of the world famous Pageant of Pigeons marked catalogs. In the club bulletins and catalogs I noticed that George Neuerburg had Scandaroons – a breed I wanted desperately.

The same day as my trip to Andrews Hardware



I continued on by bus to North Hollywood where I was greeted by the goateed Neuerburg. When I left Chandler Boulevard that day I not only had a pair of Scandaroons but a treasured business card from George. To this day, over 50 years later, I still have that card. This was the very beginning of my collecting pigeon business cards.

COLLECTION HAS GROWN TO OVER 200

Once I could drive to shows my collecting took off. By the 1970s I was able to add more cards to my collection. Among the early famous fancier's card I was able to accumulate belonged to: Bill Hague, Dean Heisel, Jerry Fussells, Paul Platz, Johnny Blaine, and Bob Nolan. Along the way during my many years of collecting, I treasure ones from Karlheinz Sollfrank, Sieglinde Tate, Dick Krueger, Art Carte, and Jim Moyer the most.

As the years pass away these cards have become more sentimental to me as so many of these people have died. These cards bring back fond memories of these famous fanciers. Hope you enjoy looking at the cards and perhaps they will bring back fond memories of these people for you. •
(To see more of Lynn Watson's collection of business cards, see our Sep/October 2022 issue, page 30)

My Personal Collection of Antique, Vintage, Out Of Print Pigeon Books

For Details Contact
Owen Kalland
1408 839-9901

Oakjacobklofts1@aol.com



- | | |
|---|---|
| 1. Fancy Pigeons - J.C. Lyell - Nicely Restored...\$675.00 | 8. Fantail Handbook - Rod Hatcher - Ex Cond...\$150.00 |
| 2. 1954 Onzn Duivenrassen - C.A.M. Spruijt/Lentick...\$475.00 | 9. 1901 Practical Pigeon Keeper - Wright...\$75.00 |
| 3. 1925 Illustriertes Prachtwerk Samtlicher - Schachtzabel...\$125.00 | 10. The British Jacobin - Oil Stains B. Cover...\$20.00 |
| 4. 1993 Illustriertes Rasstauben - E.Müller/J.Relovsky - New...\$250.00 | <i>Racing Pigeon Books</i> |
| 5. 1919 Gems Of The Orient - F.Machin...\$250.00 | 11. Janssen Bros - Like New...\$100.00 |
| 6. 1932? Modern Oriental Frills - H.P. Scatliff...\$275.00 | 12. Pierre Dordin: Complete Fancier - Like New...\$100.00 |
| 7. Orig. Blue Cover - Jacobin Handbook - H. Alexander...\$100.00 | 13. Rotondo On Racing Pigeons - Like New...\$75.00 |



Growing up Trenton



By Chuck Oshaben

I never remember not having pigeons in my life. My Dad told me at age four, I could hand feed a youngster as well as any pair of birds. A good bit of my childhood was spent either in the coops, watching the birds exercise, spending Friday at shipping night or – of course, waiting on race day. May sound crazy, but I loved helping maintain our birds. Breeding season was a major event for me each year. Seemed like it would take a month for those first rounds of eggs to hatch.

By the way, my name is Chuck Oshaben and my Dad was Ed Oshaben. My Dad was a collector of strains. In Cleveland, each of his breeder lofts would house one family of birds only. I can still picture his Hansenne section. Some almost powder blue in color, some splashes and all beautiful. With tight feather, shortened beaks and some still sporting a frill. A true breeder of perfection.

I remember in the 1960s my dad returned from the airport with a wooden crate full of Huysken Van Riels from Dr. Whitney. Half of the White City Homing Club membership showed up to see them. Fooling with Sions during that time, he had the old Foster's, which I tried to locate later in life with no luck and he also had his Bastins to name a few. But my Dads focus were his Trentons.

The Trentons are the First American Strain, sometimes called the Bright Eye Strain or also the Old Waxbills. They were developed back in 1886 by Conrad Mahr by crossing the Offerman strain, which were handled by an Irish flyer named McCluthian, to birds from Henri Soffle. The McCluthian birds were descendants from the old ship birds that were used even back to the 1850s. These birds were tasked to deliver estimated arrival times and news from sailing cargo ships, basically as a dependable form of ship

to shore communication. They were required to travel distances though rough weather and open waters. Which should tell you that these birds were bred with a high degree of endurance excellence.

The success of the young Conrad Mahr and his newly developed Trentons rapidly exploded! In fact, in his early days he received much grief and ridicule from the older and more established club members of the time. His birds were constantly in the winner circle and were responsible for establishing such records as the FIRST 500-mile day bird, 600 mile day bird, 700 mile day bird and were the birds that repeatedly excelled in the 1,000 mile races, some completing over 1,300 plus miles in record time. The mating of the cock-bird known as *Trenton 137* to his niece *Bright Eye* were responsible for producing over twenty-five 500-mile day-birds alone.

Besides developing an incredible strain of record winning pigeons, Conrad was able to totally comprehend the importance of giving his birds yet one more reason to return home, and that was by creating a love-of-loft atmosphere in his coops. He truly was a knowledgeable handler and well ahead of his time. Thanks to his Trentons, Conrad's reputation grew like wildfire and solidified his name in Pigeon History.

My Dad started with them back in the 1930s and acquired a good bit of them from guys that purchased directly from Conrad Mahr, the founder of the strain. My Dad never lost interest or strayed from them and relied on his other strains for young bird and short (100 to 300-mile) races. His love was the 500 and 600 milers.

He joined the A.U. (American Racing Pigeon Union) in 1938 and established a good name up in the Cleveland area. Then at age 50, he decided to move 90 miles south to a 60-acre farm in Lisbon Ohio, complete with horses, cattle, duck, geese, peacocks and of course, his pigeons.

Joining a new club and not having much to show for the first few years of racing was hard for him. The guys would say, "Hey Ed, this is a Racing Club, not a fancy club," picking on his Velvets, Reds, Red Mottles and the occasional Yellows. By the third year his Trentons showed their true colors and the teasing came to an end!

Throughout the years my Dad continued with racing but was not what I call a hard-core racer by any means. Minimal training, a less than basic feeding regiment consisting mainly of shelled corn from our fields mixed with wheat or oats and a zero-medication program. Yet he still succeeded in what was important to him and that was flying the distance races. All his birds would have to fly the 500 before it would go to the breeders' loft. Having a bird that flew 18 times from 500 miles or higher and having 600-mile day birds. Even towards the end, having AU-1020-LIS-95 winning two 500's and a 600-mile race and then go on to win Champion Trenton at the American Trenton Breeders convention/show of 2000.

Hours before his debilitating stroke, the morning of the 16th of September, he woke and wrote his story of how he started with his Trentons. After all the chaos and confusion of that early morning my Mom saw my Dad's notebook and pen placed upon her always immaculate kitchen table. It was still opened to the pages that told his story!

My Dad passed away in November of 2002. My youngest sister Laurie stepped in to care for his Birds. Strangely enough she became incredibly knowledgeable with pigeons in



an amazingly short time. Almost as if my Dad did a Vulcan mind meld on her. This was a Godsend for all the family. Laurie continued breeding and maintaining our Trentons and her knowledge grew as well as the list of people that continued a following for our birds. She was highly effective in corresponding with those who flew and loved my Dad's Trentons.

During all these happenings I was well into my career with the National Park Service. At the time, I was continuing in the footsteps of my Dad with one heck of a collection of birds. Sions, (both Hietzmans and Fenoyers), Gurnays, Hansennes and of course, our Trentons. Thanks to my job I lived in many States and in some unique locations and always kept my pigeons with me. I spent eleven years down in Key Largo, Florida. It was beautiful and tropical and an awesome place to keep birds. There was only one other Racing

Pigeon guy that lived down there and, of course, we became good friends. He was a truly knowledgeable pigeon guy and basically made the World of Racing Pigeons his whole life. He had no wife, no kids, just pigeons and was damn good at it. Add that to a hardy appetite for beer and he had it made! Since there was no club down there, he would breed birds and send them out to money races. But he missed handling his own loft of birds so eventually he moved back up to Pennsylvania and, when he did, he took some Oshaben Trentons with him.

His first year with his young-bird Trentons was not what he was expecting. They were pretty much the last birds home from even a thirty-mile training toss, sometimes not showing up till the next day. One day he called me, and I could tell he had a few too many beers. He proceeded to tell me my birds were crap and not worth the feed they ate. Well of course that immediately ended a long-time friendship. Years passed, and my phone rang and unknowingly I just answered. I heard someone say, "Chuck, please do not hang up." Yes, it was my old buddy and he was calling to inform me he took the I.F. (International Federation) Old Bird Hall of Fame and not only was calling to apologize but to thank me because he won the 500 and 600 with some of the Oshaben Trenton bloodline. It was nice

to mend old wounds.

Sorry for being so long winded but basically this is the truth of the Trentons. They are a slow maturing bird and not a bird for the handler that is looking for quick results. Every now and then you will get a youngster that totally stands out, but for the most part they are their best as three years old or older. We won a 500-mile race in Lisbon, Ohio with a nine-year-old cock. At one time the old-bird 500 milers were revered and gave you bragging rights for a good bit of time. Those were the days when weather predictions were as reputable as our politics of today. Birds would have to fly through rain, snow, and wind. Truly the days of the Trentons! Somewhat different than the highly prized and desired young-bird money races of today. Why invest time with birds that are not bred to compete in fair weather young-bird race? Could be you may have a smash race and the slow and steady Trenton still comes through, many a handler has benefited from the Trentons on maintaining their average speed.

Since I am rambling, which I have been known to do, I will tell you of an incident that happened years ago. I was at a combine dinner at a club on the East Coast of Florida. It was the night before their 300-mile band race. My friend Jay Holder introduced me as the son of Ed Oshaben. Later that evening, I was approached by one of the club members and he told me he had purchased four Oshaben Trenton's and was not at all impressed with them. I asked him what the problem was, and he stated he bought the birds because his wife wanted some color added to his flock. Two of the birds were Red Mottles and were some of the first to be picked off by the hawks – which is a true statement. When you have a flock of all uniformed colored birds, hawks will go after the odd bird out. I asked about the other two and he stated he rang their necks because as young birds they were not worth keeping. Not all handlers take the time and have the determination to harvest the rewards from a bird's full potential, those that do make a name for themselves and their birds. To the respect of the gentleman I met that evening, he had the right to handle his birds his own way. I did not catch his name and honestly, I am sure he will remain unknown!

Basically, the point that I am trying to make with my stories are that so many people judge the Trenton strain before the birds have time to prove themselves. We have all heard that to be successful at racing pigeons, it comes down to Birds, Location and Handler. I have a friend who flew the Philadelphia area many years ago. He was shy one homer hen, so he allowed his homer cock-bird to pair up with a roller, mainly just to keep peace in the loft. For the heck of it he banded a pair of youngsters and would train them out with his young bird team.



One youngster never made it past 50 miles. The other, which was a petite little hen, ended up winning two 100 mile races and one 200-mile race. So, back to the three factors of successful racing. Birds, Location and Handler. In my opinion, that proves that the Handler is the MOST important factor in that equation.

With all this rambling that is flying from my typically ignored keyboard about pigeon stories and my years with Oshaben Trentons, I will say I am extremely proud of my Dad's birds. They are amazing represen-

tatives of a True Trenton. Still, they are not without fault. Probably the number one problem would be, to be successful, they need to be in the loft of a seasoned and knowledgeable handler that will take the time to allow them to be what they were bred for.

For all those years my Dad maintained not only the same strain but the same bloodline of this remarkable family of birds. The blood/bloodline of the birds I still maintain can be traced back to the same birds he kept as a young boy. Unlike most young men and their pigeons my Dad never had a break from his birds. He did not abandon them during his late teens or even later with the marriage of my Mother and raising six kids. The closest he came was when he tried to enlist during WW2, but due to a lifelong effect from an eye injury he received as a young child he was not eligible for service. Instead, he had his loft certified with the military so he could donate birds to the effort.

I am very proud to report that my Dad was the 2021 recipient for the A.U. Breeder Elite award honoring him for his unique abilities and dedication to the Racing Pigeon Sport and his many decades with his Oshaben Trentons.


Throughout my life I have found myself arguing and defending the existence of a pure Trenton but, through the years and the boredom of battling detractors and critics, I have decided to just let them foolishly ramble on. For me, all I need to do is walk into my loft every day and know they exist!

After my Dad's passing, we heard from pigeon guys all over the world. I was surprised to hear from enthusiasts in Australia that referred to my Dad as the "keeper of the strain". In fact, they did a story about my Dad and featured his birds in a 2005 *Australian Racing Pigeon Journal* as well as one in the *British Homing World* magazine.

There are so many factors that make up a Trenton. Unfortunately, to some it means a yellow pigeon!!! Wrong. Color can be a factor but mostly it is in the bird's body confirmation. They have a long cast deep keeled body, long wing, broad flights with a noticeable step in-between the primary and secondary flights. A pearl eye with a pronounced eye cere and healthy wattle as well as an amber beak.

Our Best 4 to 8 Bird Box

Top Meets the
Newest Regulations
of the USPS for
Live Bird Shipping
Boxes
No Wasted Space
= Less to Ship
Your Birds!!



Our 4 Bird to 8 Bird box with
84 1.5" ventilation holes!
All our boxes surpass all other shipping
boxes in ventilation and bird safety
with BEST SHIPPING PRICES.

Interior showing
dividers for 4
birds or 8

Due to the change in
circumstances with the
death of my wonderful wife
Sherry, my company -
Boxes For Birds - is for
sale. Please contact me for
more information.

Mike Owen
Call (501) 329-2377
sales@boxesforbirds.com

601A Acklin Gap Rd Conway, Arkansas 72032
or order on-line

www.boxesforbirds.com



BoxesForBirds.com

Even in flight they have a different gate to the snap of their wing. As for the color, they are totally unique. As my Dad would say, "...some have colors there are no name for." Probably the easiest way to categorize them would be to say, no matter what color you may have in your own loft, just add a Smoke or slate equation to them. A blue bar, blue check and a red check in a Trenton would be and smokie or a slate. Even my solid blacks are black smokes. In my opinion, a good mahogany/plum velvet would be the poster child for a True Trenton.

The Trentons still have a small following. Some keep them for racing and do quite well, others love their history, and their unique qualities. Of course, I still maintain our Trentons and hopefully will continue to do so for years to come.

This year we have an active American Trenton Breeders member who is hosting an All Trenton Five Year Challenge one loft race. This unique series, a 300, 400 and 500 mile race will allow our Trentons to be judged in competition the way they were bred for. Hopefully this race will spark more of an interest for these amazing birds.

My thanks to Jimmy Schaberl for also maintaining, respecting, and representing the Oshaben Trentons. I go back 60 plus years with Jimmy. His Dad Ernie and my Dad were pigeon buddies back in the



early 1930s. His love and knowledge for these birds are unequalled.

I am toward the end of my article, and I am finally asking myself what was the purpose of all my rambling? I have no secrets, no tricks that could help in today's world of pigeon racing; I have no pills, no powders, no potions to add to today's medication list that would already make the Mayo Clinic envious!

There is a zero chance that I am trying to start a Trenton renaissance. They have had their day in the sun and their place in history. Most handlers of today would not benefit from the Trentons and equally, our Trentons would not benefit from today's handlers. Like many of us retirees, I guess I just felt like reminiscing.

One last thing – we have an incredibly unique hobby. We are truly fortunate to have the guidance, assistance, and protection we receive from the A.U., I.F. and National Pigeon Association pigeon organizations. So, support those who support us!

For those of you that may have an interest in learning more about our "First American Strain" please visit the American Trenton Breeders web site at <https://americantrenton.com/>.

Thanks, Chuck Oshaben - True Trentons since 1938
chuckoshaben@gmail.com



Used successfully world wide for over 45 years, WINS MORE is proven in races, shows and breeding lofts for more WINS and INCREASED FERTILITY!

WINS MORE

Water Soluble Avian Multiple Vitamins

- It will show an improvement in their droppings in just four days.
- A week later, racers will take their exercise more freely.
- Two weeks on **WINS MORE** and you'll notice a general overall improvement in condition.
- They have brighter eyes and slip through your hands like fine silk.
- They will GLOW and SPARKLE and the BLOOM will last and last.
- Young Birds will be in showroom condition the year round.
- It will put your birds through a better and more complete molt.
- Your birds will be healthier and more immune to disease.
- Increased egg fertility 95% to 100%.
- Used daily, it will keep your birds in showroom condition the year round.

"I have been using WINS MORE for years and I have found nothing better."

"Your product is the best on the market!" *"...it is still very reasonable and at any price I wouldn't be without it."* *"...my pigeons are all going through a nice healthy molt season."*

Sent by USPS Priority:

2 Pkgs. – \$20.90

3 Pkgs. – \$26.00

6 Pkgs. – \$40.40

12 Pkgs. – \$73.25

1 Package will treat 35 Gallons of Water

Wholesale prices available upon request.

WINS MORE

453 Constitution Blvd.
New Brighton, PA. 15066

Telephone: 800-491-8854
Fax: 724-843-6070
Email: info@winsmore.net

www.winsmore.net



European Supreme

Complete Performance
Feed Containing 15 Healthy Grains



Vinny's Mix

High Performance
High Fat, High Energy
Available with SYC, Popcorn or No Corn.



Breeder/Conditioner

Champion's Choice
Protein to Develop Young Birds

PURGRAIN®

SPARKLING CLEAN PIGEON FEED

The feed of champions

PURGRAIN® We've expanded
Direct our territory!

Now delivering to the following states*:

Delaware, Maryland, Virginia, West Virginia,
North Carolina, South Carolina, Georgia, Ohio,
Kentucky, Mississippi, Louisiana, Texas,
Illinois, Indiana, Oklahoma.

Call for pricing and details!



Custom Mixes Available!

DEALERS WELCOME!

Call Customer Service at
800.345.0419, option 2


Manufactured by Moyer & Son, Inc.
113 E. Reliance Rd. • P.O. Box 64198
Souderton, PA 18964-0198

Now order on line at www.purgrain.com



Made in the USA

*one ton minimum



50th Year Anniversary Plaque created by Bob Christman

50 Years of the National West of England Tumbler Club

By Josh Zilles - NWOETC President

This year marks the 50th Anniversary of the National West of England Tumbler Club. This is a milestone marker and a big achievement for a specialty club. We are very grateful for those founding members of our club and the current members that help to keep our club up and going.

The National West of England Tumbler Club has helped to support its members and the breed over the last 50 years and there are a few things that set this club and breed apart from all the other clubs and breeds.

First, the West of England Tumbler is a beautiful breed of pigeon that comes in all colors of good quality. Each color is vibrant and really stands out from colors in other breeds. The West of England Tumbler is also a breed that raises its own young and are good parents.

Second, the members in this club and breed make a difference. There is no other club in the United States that has as good comradery as our club. When I was a new breeder to the club, I had some poor to average quality West of England Tumblers. Shortly after joining the club, I met Matt Matuska.

He took me under his wing and helped me to get a few pair of high-quality West of England Tumblers. These are the kind of things that make a big difference. Every club member that I know of has helped each other and especially new members to obtain high quality breeders for the next year. Each time the National West of England Tumbler Club has a meet and gets together, it is like a family reunion. We each get to catch up, swap stories, and swap birds to help each other improve our own family of birds.

This club has become a family that is always welcoming new members and helping them get started in the West of England Tumbler Family. We are always looking out for one another and a win for one is a win for all. There is tight competition and amazing comradery and that is what sets the West of England Tumbler and the National West of England Tumbler Club apart from all other clubs.

We send out an invite to any interested to contact one of our many members or a club officer so you can start breeding one of the best breeds in the hobby. •

West of Englands A Few Tips for Success

By Josh Zilles

I have been breeding West of England Tumblers now for 22 years. The West of England Tumbler is the first breed of pigeons I started raising. I have always loved this breed of pigeon and am excited to be part of the history of this breed and club here in America.

I started with three pair of Wests. I would like to share a few of the things I learned that made a difference when I started raising West of England Tumblers.

Wests are great breeders and are good parents to their young. I have always enjoyed them for this reason. I usually keep 8 to 10 pair to breed each year and they range in a few colors from Almond, Lavender, Black and Brander Bronze. I love working with my birds and seeing the improvements I can make each year. In Idaho I have to deal with multiple factors when it comes to breeding my birds and usually don't start breeding until March each year so that I don't lose as many babies due to cold weather. Since I start so late in the year breeding, I usually breed until July in order to produce enough babies to move me to the next level for the following year.

A few things that have worked great for me when it comes to producing a good quality West of England are the following. Make sure when you select your breeding pairs that you have birds that carry good station traits. This one thing I always look for in my breeding pairs for next year. I firmly believe that good station in a bird is bred and not trained and if you select that trait, you will have more success in the show room.

Next it is important that you have a good environment for your birds to condition and get ready for shows. It is important that you don't overcrowd your birds. I like to use lollipop perches to keep my bird's muffs and tails in better condition. I also like to bathe my birds regularly to keep their feathers in better condition.

West of England Tumblers are fairly easy to breed and there is a lot of good breeding stock in the United States. Most members can get a new breeder started with a few quality pairs. Everyone has the chance of breeding a champion and its important that you always try your best. I was told when I first started that it cost the same amount to feed a champion as it does a poor-quality bird, so always keep champions. I feel that it's important to always keep the best quality you can and then work on adding birds to improve that quality.

These are just a few tips I have learned over the years breeding pigeons in Idaho and what I do may not work for everyone.

I hope everyone will consider breeding Wests in the future and joining the National West of England Tumbler Club. •

Congratulations to
The National West of England Tumbler Club
For 50 Years Supporting The Hobby and the Breed

Josh Zilles
President of the NWOETC
Shelley, Idaho
jzilles@ymail.com 435-890-2733

A Return to the Breed “West of England Tumblers”

By Jim Vines, Greenwood, Arkansas

I have been raising pigeons since 1966 as a 12-year old boy in San Jose, California. I can hardly remember a time in my life that the pigeon hobby was not present in my mind and in my heart, even when some segments of time didn't allow for it, like when I was a USAF-PJ and deployed. But even then, my birds were kept at my mentor's house, Carl Ewert, in a spare loft for safe keeping.

I first became introduced to West of England Tumblers by my long-time friend, Gary Severe. After being discharged from the military in 1980, I moved my family to Greenwood, Arkansas where church was something that Gary and I had in common, and it was how we were first introduced. Soon we realized that we had another common interest – pigeons. Gary was a Roller guy first and foremost at the time, but after a few years he had acquired a few different breeds which included a very beautiful group of baldhead Wests. I was a long-time Modena guy with an additional interest in Racing Homers, but I found these Wests to be very intriguing. My oldest son, Jeff, about 8 years old at the time, showed an interest in them while we were visiting Gary's loft. So Gary hooked him up with a few pair of Red Bar and Cream Bar Balds to take home. Gary taught Jeff some of the finer points of the breed when Jeff and I would visit Gary's loft, and at home I helped Jeff decipher the standard and apply it to putting his pairs together.

After a few years of working with them in the breeding loft and attending a few local shows, Jeff and I took a road-trip to the 1988 National Pigeon Association National in Peoria, Illinois. I had entered my Modenas as usual and Jeff entered a nice team of Wests consisting of Cream Bar Balds and Red Bar Balds. At the end of the day, Jeff had his first National Champion at age 11 with a Red Bar Bald young hen. I remember the West guys at the time being very gracious and made it all a very big deal for Jeff, especially Jimmy Krebaum and Gary Severe, and those are things one does not forget. This impressed me a great deal and I really liked this group of people in the WOET breed.

Then in 1991 Jeff and I flew out to the NPA National in Pomona, California, and Jeff repeated by winning a second National Champion with another Red Bar Bald West young hen, which was the offspring of the 1988 National Champion. When that occurred, I remember Jimmy Krebaum saying, “Okay now it's not cute anymore.” I still laugh about that when the story is told. In fact, Jimmy and I just recently reminisced about this event at the Central California NWOETC Young Bird Show in Fresno in November



Jeff Vines with his 1988 National Champion West, a red bar bald young hen. Jeff was 11 years old. Below in 1991 Jeff took his second national championship with another red bar bald young hen, daughter of his 1988 hen.



2022, and had a good chuckle. A couple of years passed after Jeff's second National Champion, and Jeff gained an appreciation for the smell of gasoline and perfume and his pigeons were eventually passed on to other breeders.

Then I became interested in Wests myself and wanted to add one more breed in addition to my Modenas, Show Racers, and Racer Homers. It was at the San Bernardino National that I was on a quest to buy Black Baldheads. They were my favorite color at that time and they simply were not available in Arkansas or anywhere in my area, and luckily they seemed to be in abundance at this show. I purchased a few pair from one Southern California breeder and I worked on them for a few years, but there were no other West breeders in the four-state region where I typically showed, so I eventually lost interest and let them all go to a friend in Louisiana. My other breeds were strong and competitive so that's where my focus stayed.

After judging Modenas at the 2011 Pageant of Pigeons, I returned home with the task of emptying my lofts after 45 years of breeding and developing a family of Blue patterned Modenas, as my wife was terminal with a pulmonary disease, and the pigeon dust and proteins on my clothes created serious complications for her.



Andalusian YC #1984 - Best Patterned WOET at the 2021 NWOETC 2nd District show at ISPA in Des Moines



Black Mottle YH #1983 - Best Mottle and Reserve Champion at the 2021 National Young Bird show in Louisville



Best Young WOET at the 2021 2nd District NWOETC meet in Des Moines - Black Mottle YC #3618



Vines with Jay Turner at the 2021 National Young Bird show in Louisville



Best Patterned West at the 2022 National Young Bird Show in Louisville



Judge Jeff Wozniak at the 2021 2nd District NWOETC show in Des Moines



Best Patterned West at the 2022 NPA National in Amarillo

So, my son Jared and I went to the Shawnee Oklahoma all-breed show, with all of the Modenas that remained in my lofts, and Jared sold all of my birds for me while I kept myself distracted, away from the sale section. It was a tough day, but no regrets because it was done for the right reasons.

Ten years later my life situation had changed, but my love for the pigeon hobby remained. It was the 2020 show season when Covid was disrupting lives, and pigeon shows were being canceled and moved to new venues. My son, Jimmy, and I went to Opelousas Louisiana to an all-breed show that the Southern All-breed Pigeon Club was hosting. There I met Jay Turner for the first time, and I spent most of my time there watching and listening to an old friend, Bill Henderson, judging the Wests and commenting on the birds. The fire rekindled in me for Wests and I ended up taking birds home from that show. Jeff Quebedeau and Dan Tucker both generously loaded me up with Black Selves, Andalusians, and Black Mottles. Then a couple months later in January we had another show at the same venue due to the NPA National being canceled over COVID protocols, so I called Jay to inquire about purchasing some Wests at that show. Anyway, long story short, Jay was very helpful and made it possible for me to acquire several quality birds in Black Self, Andalusian, Barred and Barred Mottles in various colors, and a few patterned Balds. Since then I have two good breeding seasons behind me and Wests are now a permanent part of my life going forward. I've been able to pick up a few more key barred birds

from Terry Brechbill, a couple Black Selves from Matt Matuska, and Reds, Yellows and Lemon from Jim Cooper and Jay Turner. I am very grateful for these guys in the hobby that go out of their way to help people returning to the breed with quality birds. If it wasn't for people like these men, it would be easy to move on to a different breed. But these men have all made quality stock available at a fair price, and being competitive is what keeps interest and excitement for the breed and in the hobby.

My favorite colors of Wests quite frankly are too many; I like them all. But I focus my efforts on my Black Self and Andalusian along with Mottles in those colors. To make it interesting and challenging I include modifiers like milky, reduced, and dilute, which allows me to have even more colors in the same color group. Then of course Mottles in those colors are appreciated and included in my loft, and I keep three or four in my breeding program. Then there are my barred Wests, specifically Silver, Blue, Khaki, Brown, and of course Indigo Bar, which is my personal favorite. Mottled Barred Wests are also very striking, and I keep a few of those as well. As if that wasn't enough, I am working on Yellow and Lemon. I keep a few Reds in the mix, but only to help my Yellow and Lemon efforts. Obviously, there are countless other colors to choose from, and Bald-heads in all of those variations as well. West of England Tumblers are truly a great color breed and the West people that I am acquainted with are the best. If you don't have any Wests and are considering another breed, West of England Tumblers are a great choice. •

Remembering Chuck Zeller

By Jay Turner - Past President of the NWOETC

I was saddened to hear of the passing of Chuck Zeller in the summer of 2021. As most know, Chuck had been a fixture in the West breed for many years. Our hobby owes him a great debt for the work Chuck had done for the club and the breed all these years. His book alone is one of the best things that has ever happened to our club and the promoting of our breed, simply wonderful work.

When I first got into the breed Chuck was a southern California guy working with the club on the West Coast. So naturally we did not correspond very much. But several years ago, Chuck left California and moved in with his son near Asheville, North Carolina, a beautiful mountain area in the southeastern part of the country. Chuck became a southerner, lol, well not really but we were pleased to have him in our area. About this same time, I got elected to the club board and we began a friendship or should I say a relationship. As I would move up the ranks as a club officer, Chuck and I would have hundreds of conversations on how the club should be run and how the breed should evolve. And as one could imagine, these conversations rarely ended in an agreement. For you see, Chuck and I were from two different worlds, we saw things differently but this was never a bad thing. In fact, I think it helped me with the club business more than what most people would think.

See Chuck was old school; he lived in the past and loved the birds and breeders from the past. I, on the other hand had only been in the breed 15 years. I knew nothing but the modern era of this breed. My job in this breed was to promote the modern West and to run a modern club. Chuck was quite the opposite. Not saying one way or the other is better for it's not about that. What our relationship was about was the betterment of the hobby, a place where you can put old and new together. This club should be a place to remember your past, understanding your present without losing sight of your future; just a good place to be, and I still believe that.

As I wound down my time as President of the club, I looked back on my time with many helpful members of our club. We have had a wonderful run with a great group. But I will remember Chuck the most I think, not because of a great friendship because I never thought it was that. But for a great relationship that was about respect, knowledge and the betterment of this breed.

Chuck made me think, he forced me to be a better officer and to always question my breeding and the way I did things. He also helped me see both sides of the aisle and to be open minded about our past, present and future of the West breed. To say the least Chuck was difficult but I am thankful of our relationship and I will miss Chuck Zeller. •

Adding Ice To West of Englands

By Terry Brechbill

I've long appreciated the ice coloration. I'm also a big fan of toy stencil but on ice there just isn't enough contrast to suit me.

About 20 years ago I bought an ice pigeon from the sale section at Des Moines. I thought moving it to Wests wouldn't be terribly difficult. All I had to do was add pearl eyes, reduce the length of the muffs, get West type, eliminate the toy stencil and keep the ice color which was said to be a partial dominant. After three years I found that the difficulty of the project had been grossly under estimated. Longer full muffs and poor ice color haunted me. The good ice color seemed to be to be the result of multiple genes or perhaps one gene and several modifiers. I gave up on the project.

Four years ago I began to notice clean leg ice being shown with black bars and checks (forellen). These also had superior ice color. I purchased a pair of black bars and a pair of forellen from Brian Goodwin in New Mexico. My plan was to produce pearl eyed muffed ice to use in future crossings. To do that I would make the initial cross and then mate F1 together saving those young that were muffed with pearl eyes. Some of these young F2s would be mated back to the ice and the process repeated. In a two year period I raised nearly 100 of these F2s and got 3 to work with.

Simultaneously I would select F2s that had good ice color and breed back to purebred Wests or the F1s, working on type with the hope of fair ice



color. As is often the case, plans changed, mostly based on the lack of expected (read hoped for) results and even once based on unexpected good luck.

I now find that I truly am making progress. I can show birds with pretty good ice color that are mediocre West type. Two or three more years?•

Celebrating the 50th Anniversary of the NATIONAL WEST OF ENGLAND TUMBLER CLUB

Blue and Silver Bars plus Mottles and Indigo in each Recently Red/Yellow/Lemon Selfs



Breeding Wests
for over 30 years
Terry Brechbill
PO Box 604
Blair NE 68008
terry.brechbill@yahoo.com
402 427-3444





Red Baldhead



Yellow Shield Mottle

Baldheads and Shield Mottles in Wests

By John Kieft - NWOETC District 5 Director

Like many pigeon fanciers, I have had many breeds over the years, but I have mainly focused on West of England Tumblers. I got my first start in red and yellow baldheads in 1957 (I was twelve), from a renowned West breeder, Ralph Aldridge, of Porterville, California. And, over the years, I have raised baldheads in black, dun, brown, khaki, Andalusian, red, yellow, and opal. Except for my Navy years on a destroyer, I have had them continuously ever since. So, I'd like to share with you a few of the things I've learned about baldhead markings, and also shield mottle markings.

Baldheads in Wests which is the piebald genetic factor, has three primary areas of concern. The white of the head and bib, the flights and secondaries, and the hocks.

In the head and neck, the standard calls for the white at the back of the head to end at a point where a line drawn through the beak and under the edge of the eye, meets at the back of the neck. Here the challenge is keeping that line high enough and avoiding what we call the "sockhead" look. There's an old saying that says "white spreads," and so birds that are "down in back" are mostly culled, because regardless of the bird's other great attributes, that line is not coming back up in their young, and so you potentially doom your breeding project.

Now as for the the bib on the baldhead marking. Here, the white of the bib is to end approximately 1/2 inch below where the beak would touch if the head were bent down. It is also to be V-shaped. Here again, the old saying is true, and we must cull for long bibs as they are not coming back up in their offspring.

In wing markings, the same thing holds, the standard calls for white flights and colored secondaries, so allowing white to spread into the secondaries is not a wise practice. White in just the first secondary can still work, but two or more rarely does. Another thing to keep in mind are the thumb feathers, the four or five small feathers at the wing butt, where the primaries and secondaries divide. They should also be colored, but white likes to spread here as well, and once white, they are very hard to get colored again, and show prominently on the wing butts when the bird is stationing. This distracts from the overall look of solid color. Thankfully there are many variations in inheritance, and occasionally we might get lucky and breed a white hocked bird, that's under marked on flights, but has colored thumb feathers. Maybe a 9 x 9 primary count. While maybe not the best show bird, these are gold in the breeding program, making excellent stock birds.

Hocks are the next area of concern. For many years, colored hocks were the norm until the standard changed to require white hocks. Here, the "white spreads" has worked in our favor, but for many years we all had to keep birds that were split hocked (one white, one colored), that were purely stock birds and pathways to the ultimate goal.

So, as you can see, it's hard to breed perfectly marked birds with good bibs, 10 x 10 primaries with colored thumb feathers and white hocks. But, we have all bred a few and some have been outstanding show birds. Some of them however, wind up lacking in some other feature such as good color, good head shape or station.



Red Mottle



Red Mottle

Still, they can make good stock birds if you can find a mate with good features to match it with.

Another challenge in markings is the shield mottle, which involves the genetic grizzle factor. Here, I am specifically referring to red and yellow shield mottles. This marking is to be white evenly dispersed with color on the wing shield only, sort of a checkerboard pattern. Body, flight and tail to be colored. Again, "white spreads," is a factor to be considered, along with the fact that with grizzle the the amount of white increases every year on the birds. To keep the spread of white in check, it is wise to use red or yellow selfs in the breeding plan. Trying to keep a solid colored pigeon with a nice

checkerboard pattern on the shield is a constant struggle. White in the rump seems to be particularly bothersome. I have often mistakenly discarded light shield markings because they were not showable. Now I find them to be very useful as stock birds bred to other birds bordering on too much white.

In closing, I want to say what a wonderful hobby we have. All the world's problems seem to disappear in the pigeon loft. For those of you considering a second breed, I would urge you to try Wests. These birds are not flighty and are gentle in the hand. They are excellent parents. And we have a ton of colors and patterns to choose from. So go Wests!•



Yellow Baldhead



Black Baldhead



Gray lace Pattern



Gray lace Baldhead

Reduced In Wests

By Bob Christman

The reduced colors found in the Wests of today originated in the 1980's from a cross made by Bob Christman of a George Gulla reduced flying roller to a black West. The George Gulla flying roller was a reduced black self. In appearance it had a silvery iridescent neck, light gray body and distinct darker gray lacing in the wingshield. A color which is referred to as a gray lace in Wests.

After the original cross, reduced was also bred into the west in a variety of color combinations. In addition to the black reduced cross, reduced was also combined with blue bars, blue

checks, brown bars, brown checks, brown selfs, Andalusians and eventually also recessive red. The colors where reduced was also combined with the spread genetic factor proved to produce birds where the colors were more even and clearer while the patterns were also more distinct. Most of the reduced colors seen in Wests today are also spread.

Today in the Wests the gray laces have proved to be the most popular of the reduced colors. Other reduced colors found in the west are gray white bars, reduced Andalusians, khaki laces, peach laces and Isabels. The reduced Isabel color originated in the loft of Robert Sanchez. They were bred from his family of peach lace Wests. In appearance they were a solid pale yellow bird with white bars that mimicked the traditional Isabels found in the color pigeon breeds.



Gray lace Andalusion Baldhead



Gray White Bar Baldhead



Isabel



Peach lace Pattern

- Gray lace genetic makeup is reduced, spread, blue and T-pattern.
- Gray white bar genetic makeup is reduced, spread, blue and bar.
- Reduced Andalusian is reduced, indigo, spread, blue and T-pattern.
- Khaki laces genetic makeup is reduced, spread, brown and T-pattern.
- Peach laces genetic makeup is reduced, recessive red, spread, blue and T-pattern.
- Isabel genetic makeup is reduced, recessive red, spread, blue and bar.

The reduced Andalusians are similar to the gray laces except they are generally a lighter shade of gray. The khaki laces are a very pale khaki body with a creamy iridescent neck and khaki lacing in the wingshield. The gray lace, gray (white) bar, khaki lace and peach lace color descriptions were added to the West of England Tumbler standard in 1999. •

(Isabel photo by Robert Sanchez, other photos by Bob Christman)



BOB CHRISTMAN

**NPA, NWOETC, SCWOETC Master Breeder & Master Judge
of the West of England Tumbler (Wests)**

661-400-4494, rxman47@hotmail.com, Palmdale, CA

Torts

A Surprise in Every Nest!

Sandy Oelschlegel - Vonore, Tennessee

I have two varieties of West, and they could not be more different. The white self is hatched, pretty predictably, white. There are colored feathers in some, but they generally molt out. The other variety I have is Tortoise Shell, and with them I find a surprise in every nest.

The Standard states that markings include the “base color to be splashed somewhat evenly with grizzle and white throughout head, neck, chest, body, and wing shield. Flights, tail, and muffs colored and interspersed with grizzle or with grizzle and white.” That description leaves a lot of room for variety!

I have found that the amount of grizzle and white on the offspring of a pair of Torts can be vastly different than

the parents. I find that fascinating, and amusing, and it keeps me interested throughout the breeding season.

The pictures show some of the surprises in the nest this year.

In Pair 1 the parents are a nice balance of dark and light Tort and the young show a nice distribution of dark and light color but as a bonus, these 2 nestmates are dilute as you can see by the softened color.

Pair 2 photos show parent that have been selected to be balanced between the dark and light In this case, the young hatched are mostly dark with lot more white on the front than the parents.

If you like surprises and variety, try breeding Tortoise Shell!•



Pair #1 adults



Oelschlegel Pair #1 young



Pair #2 adults



Pair #2 young



One of Jay Turner's many Champion Wests - 2015 NYBS, Red Self Hen

was instrumental in the idea of this anniversary issue becoming a reality.

Jay and I made our first travel adventure over twenty years ago and we were laughing within ten minutes of the trip. Since that time, we have traveled countless miles together going to shows all across the country, literally from one coast to the other. You cannot spend as much time with someone as I have with Jay and not be aware of his true nature. Jay loves the pigeon hobby; it is a true passion of his and the West of England Tumbler is the breed he is the most passionate about.

The West breed is one of the most enjoyable there is within the hobby. Competitive shows, good parenting and a multitude of rich colors make it one of the most attractive breeds for anyone to consider. If you think you might be interested in it, just look up my buddy Jay and you will quickly realize why I call him Mr. West. •

Mr. West – Jay Turner

By Bill Henderson

In the fifty year history of the NWOETC, there are many breeders that could be given the moniker of “Mr. West.” In the early years, the names of James Krebaum, Chuck Zeller and Jim Bishop, could easily fit the title. In more recent years, breeders such as Terry Brechbill, Matt Matuska, Tony Cardoza, Peter Tapia and certainly Bob Christman are all worthy of the distinction – but none more so than my good buddy, Jay Turner.

No one loves the West hobby more than Jay and he has been a tireless supporter of the breed and the NWOETC. He has held numerous club offices and is constantly trying to promote West wherever he can. Jay is always willing to drive to a show and support the West entry and is always looking for a way to make the hobby better. He has an unbelievable show record at National and Regional meets all over the country and has accumulated more Master Breeder points than any other member and by a huge majority. However, Jay is very generous and has shared top birds with breeders, both new and established, in an effort to further the breed. He

Congratulations
to the
NWOETC
for 50 Years of Service
to the breed and
the hobby

Bill Henderson

My Time In The NWOETC

By Jay Turner

Congratulations to the NWOETC on celebrating 50 Years as a National Club. What a great achievement for such a wonderful group.

My time with this club is short compared to a lot of members but I would like to share some of my thoughts on my time here.

Bill Henderson helped me get into the club back in 2006. I started mostly with baldheads but was soon lured into reds and red mottles and then on to several other colors over the years. In those early years the black family seem to have the deepest quality and at times it seemed like everyone had them, everyone but me that is. They were a very strong family with some of the best breeders raising a lot of them. Needless to say, they were also winning most of the larger shows, it was a very competitive time for the NWOETC.

The club politics was mainly dominated by the very good breeders on the west coast and rightfully so as the Southern Cal club was very strong at that time. The northeast also had several members and were putting on some nice shows as well. Later we would see the rise of the New Mexico group and the Northwestern group as well, some very good breeders in these areas.

Luckily for me we started a very nice group in the southeast. Rick Stokes drove the wagon and at times we had over 10 very good breeders in our area. This to me was the best part of this hobby. We had some very fun lawn shows and area shows and I think this is what made me stay with the breed and the club, it was a great time. But everything changes and that is to be expected, some groups get stronger and others fade away and I'm sure every national club goes through the same thing.

At present I would say we have a pretty balanced group across the country with the west coast still maintaining the most mem-

bers for any one group. We have been very fortunate to have good leadership in my time with the national club, men like Jim Cooper, Gary Severe, Peter Tapia and

Matt Matuska have all made very good Presidents and now with Josh Zilles at the helm we are in good hands. Larry Eastman, Terry Brechbill and Chris Bossley all handled the duties as Bulletin Editor and did great with that. Our bulletins have always been one of our greatest treasures; no club is complete with out that.

During my time with the club, Chuck Zeller wrote and published his book on West of England Tumblers and it was a wonderful piece of work, no telling how much time went into writing that book, thanks again Chuck.

Bob Christman has always handled our awards. The West club prides itself on top notch awards and Bob has made sure that this tradition has never fallen off, thanks to him as well.

As far as the shows go, the Pageant in California is still the largest draw in the country, just a great show to attend. However, in past years the NYBS in Louisville, the Premier in Salt Lake and Pigeons on the Prairie in Des Moines have all drawn good numbers and very good quality birds. Of course, the National show is still our old stand by and we have been very fortunate that it has traveled all over the country and is always well attended.

As for the birds themselves, I think our overall quality has much improved over these past 16 years. I think the birds are more uniform now as a group; rarely do you see very large birds with huge heads and necks; nor do you see birds small and slight that look like they could go into a kit box and hit a roll or two. We have slipped up on some of our color quality but we have also had great improvement in other colors. The adding of the Lemon color and the addition of the barred mottles has made for some super nice birds that have been competitive very quick. The black family of West no longer dominate the landscape of shows thanks to some improvement in other colors. The Red family of birds have made great strides the last 10 years and seem to be near the top these days with the very beautiful black baldheads stealing the attention at many shows as well.

So overall I would say that my short time in the NWOETC has been very rewarding and very enjoyable and there is no doubt,

if giving the chance I would choose this breed and this fine club all over again. Congratulations to the NWOETC on 50 wonderful years and here's to another 50 years to come. •



Two NWOETC Grand Master Breeders, one Superior Master Breeder and one Master Breeder
L to R: Bill Henderson, Jay Turner, Matt Matuska and Brian McCormick.

TURNER'S LOFT

TURNER'S LOFT FOUNDATION COCK

"VON HAUSE"

W0E-5195-15

**SIRE AND GRANDSIRE TO OVER
15 SHOW CHAMPIONS**

**INCLUDING 3 NATIONAL CHAMPIONS
AND 4 NYBS CHAMPIONS**



JAY TURNER

NPA MASTER BREEDER

NWOETC GRAND MASTER BREEDER

RANDOLPH, AL.



The Beauty of the White Self West

By Sandy Oelschlegel, Destiny Lofts - Vonore Tennessee

To me there is nothing more beautiful than a pure white West of England Tumbler with a pearl eye and flesh colored eye cere and beak. The challenge of breeding them and keeping them white is not for everyone, but the beauty of the variety has kept me engaged in breeding them since 2013.

White West are in the “self” division of West colors along with black, red, etc. Self just means one solid uniform color pigeon.

When I first started breeding them, I wondered where the color white came from in West? I am not a genetics master, so I rely on the experts that have been in the breed for longer than me. According to Bob Christman in his article “Discussion on White in West’s,” “a white pigeon is usually the result of one of the following factors or combination of factors: recessive white, piebald whites, grizzle whites or grizzle combined with piebald...” He goes on to illustrate that although those factors can be used to make white pigeons, there are problems breeding from some of those if your goal is to create white West. For example, all recessive white pigeons have “bull eyes,” which is a disqualification according the white

self West standard. The whites produced from piebald factors also have problematic eye color- because they have bull or cracked eye color. According to Bob, the magic combination in making a white self “from scratch” is to combine grizzle and baldhead marking. In addition, using ash red or yellow also has good results.

Fortunately, you don’t have to make white West from “scratch.” You can be successful for quite a few generations

breeding white to white. Some tips on breeding white west would include: do not breed from birds with bull eyes. White West with bull eyes are disqualified from showing and this will haunt you in future generations when the perfect specimen is hatched but has one or two bull eyes from a distant relative. Birds with stained beaks should also be avoided, since the trait is definitely heritable, and takes away from the look that the standard calls for – “Beak and eye ceres flesh colored”. Don’t cull young birds with colored feathers right away, most will actually molt out completely white! Also, it is important to keep the size down on white west because, an optical illusion exists that results in an





all-white bird looking bigger than a non-white bird. So, whites are at a disadvantage in shows, unless the judge is aware of that illusion. Feather type is very important in breeding whites. The standard states "Feather texture should be medium to hard and smooth and silky in texture and appearance, not coarse, loose, ragged, or frizzy." In addition, it states "Wing butts and wing line to blend well into the chest so as that the wings and chest appear as one." In white west, if the texture is anything but smooth and silky, especially over the eye, on the neck and wing butts it will be very noticeable. If the feathers are long, and not laying smooth along the contours of the body, the shadows created by unruly feathers diminish the desired smooth look. This is especially true when the light source is directly above the bird, as in the show cage situation. In my opinion, this shadow effect is more obvious in whites than with other darker varieties or patterned birds.

White birds show everything! Not only do they show the dirt on the muffs from the soiled perches and loft floor, but they will also show stains at the beak from additives to the water and mineral supplements. In addition, if there are any lice in the loft, you will see them on a white bird! So, the strategy for keeping them white is simple-keep the loft floor and perches as clean as you can (v-perches can be helpful) and remove supplements that might stain the face on your show team. And of course -give them lots of options to take baths with bath salts.

If you have taken care of the items mentioned above regarding keeping them white, you are 80% ready for the show. The final consideration is transporting and keeping them clean at the show, which is no different than any other variety!

So, if you are interested in a rewarding challenge and would like to get involved with White West of England Tumblers-go for it! Start out by joining the National West of England Tumbler club. It is a great group of fanciers who are very welcoming. You can also join the National club's Facebook page. •



Simply White!
 Destiny
 Pigeon Loft
 Since 2013
 soelschl
 @gmail.com

Colors in Wests

By Josh Zilles



Andalusian - Jim Vines



Black Baldhead - Brian McCormich



Tony Cardoza - Shield Marked

The West of England Tumbler has become a well-known breed around the world as having some of the best colors in any breed of pigeon. The West has become America's Color Breed because of the many vibrant colors that exist in the breed and there are always new colors being developed.

In the National West of England Tumbler Club standard each bird can be awarded 10 points for color and all colors need to be as follows from the standard of perfection:

"Rich, sound, and lustrous in color throughout. Even shades, well extended into the roots of the quills. Full bright plumage with an abundance of sheen. All birds should have clean and bright color without smut, dirtiness, or sootiness. There should be no yellowish, orangish, or reddish beaks or eye ceres. All beak colors, other than flesh colored, may show a gradation of color from light to dark or dark to light. Stained, where used in beak color descriptions, refers to splotches, streaks, or irregular patches of color."

This clarification in the standard is what helps our breed to strive for the highest quality of color.

We also have many colors in the process of being developed and are on the verge of being a showable color at club meets. Terry Brechbill is in the process of developing ice color in the West of England Tumbler. Anyone that knows the difficulty of introducing ice color into a breed of pigeons know the work that Terry has had. He has already worked multiple years on this project and is slowly getting closer to having a high-quality family of ice colored West of England Tumblers.

Tony Cardoza is also working on multiple color projects including shield marks and has had a few at shows over the years. This has also been a big undertaking and Tony has made some great progress.

Bob Christman and other breeders are working on multiple other color projects to expand the number of colors in the West of England Tumbler family of colors.

While new colors are exciting, we have multiple breeders that are always looking to improve our current colors and make them better and more vibrant than before. The West of England has over 36 colors with some coming in multiple factors like baldhead, pattern, self and mottle.

A few years ago Bill Henderson helped the West breed by taking some average quality Lavender West of England tumblers and crossing them into his family of blacks to produce a winning line of lavenders in any show he took them to.

Jay Turner has been working with his favorite color (Red) for many years now and developed a family of rich red colored West of England Tumblers that are hard for anyone to beat when showing against him.



Corinne - Black



Terry Brechbill is working to introduce Ice into Wests



Jim Cooper's Lemon



Red Self - Keith Marney



Tony Cardoza - Shield Marked



Brechbill - Blue Mottle 2017

When it comes to baldheads Brian McCormick has developed an amazing line of Black and Andalusian baldheads that are stunning to see in a show. He has spent many years developing and refining them to what they are today.

Each one of the members of the National West of England Tumbler Club has played a vital role in developing what we have today and for the future. I have only named a few of the many successes the club and breed have now and will see in the future.

This is one of the best breeds to raise if you like beautiful colored pigeons, because they come in every color!•

Congratulations on 50 Years! to the WOETC



From
John A. Suker
Member since 2002

New residence:
5160 E B Ave.
Richland, MI. 49083

cell - 802-272-0152
jasuker777@yahoo.com
Visitors welcome
Please call ahead

**As of Fall 2022 there are 409
Color/Marking categories in the
NWOETC show entry**

West by Southwest

By Corrine – Fly By Night Loft

Some of you might remember my articles about the windstorms that crushed my lofts in Idaho (January/February 2020 issue) It was a traumatic time in which I lost many birds. The old spruce trees had annihilated the lofts when they crashed during a severe windstorm. One loft was salvaged because branches from the mulberry trees had fallen on it and it was structurally sound. That left many birds without a place to live after being caught. I shoved extras in that one loft and the rest lived in dog crates in my shop until we had new pens for them.

Interestingly, I think this helped me realize that I could move from Idaho. I didn't have to sell all my birds and rebuild my flock if I did. I could take them with me, and they could travel by crates. Hopefully I would find a house with bird pens – you never know! Always the optimist! In my quest of about 6 or 7 months, I did not even find a place with a chicken coop, which I also needed, because I have chickens. The windstorm made me realize pigeons could travel and make do for a while until a loft was bought or built. Out of every catastrophe, good comes. I could finally move.

The house search went on for months while I tried to find something suitable that didn't cost a zillion dollars. Preferably it would have large yards for the dogs and at the very least a chicken coop. I was asking for a lot! Finally a suitable house with a large barn went on the market and I put an offer on it immediately. Another offer later and months of closing – and bam – we were ready to move from Southern Idaho to Southern New Mexico. I pulled eggs as soon as the offer was in. I did not want to travel with babies.

The birds moved down in boxes and crates. The barn was not an animal barn - it was actually a shop shaped like a barn, which was still cool because the birds could be out of the weather in their crates. No flying in and out of horse stalls, though, as I had hoped. I was going to have to start from scratch.

My darling friend Kim had given me kennel panels, and with some ingenuity it transferred itself into a small pen for most of the pigeons. I still had to catch them every night to put them in crates. Also, being New Mexico, sudden flash flood rains came and that also meant birds being caught and placed in crates. West of England Tumblers are many things - beautiful to look at, easy to breed, and TAME. I thanked my stars every time I went out to catch them - every night - I was glad I did not have Archangels or Budapests or another flighty breed. I had a few Catalonians, and they were challenging enough to catch! Most of the time, Wests just can be plucked from their sitting place.

I watched Marketplace and finally found a nice barn-shaped used storage shed. I snapped it up. But then I had to have someone move it! It took forever; meanwhile I was catching birds in the pen everyday. I love my birds, but this was no way for them, and me, to live. A friend with a big flatbed came one day and got the shed for me. Now we had a shed. We needed a pen.

My son in law busted butt and got a nice fly pen done one Saturday. Oh, the relief when we placed the pigeons in their new home! They were no longer cramped. I no longer had to catch them every single night to put them in crates in the barn. They looked SO HAPPY too as they flew in and out of the shed and preened themselves in the fly pen. Now their muffs could grow out! It was fall, but I expected a good spring with my birds with babies hatching. We used apple crates for nest boxes.

I want to tell you if you are contemplating a move, it CAN be done. I am so glad I have my birds with me. When I first thought about moving, I didn't know how I could bring my beloved Wests with me. The horrible windstorm showed me it could be done. It wasn't always easy but we did it. Hopefully I can get them ready for a few shows now. See you all soon!



Largest West Shows Ever

By Bob Christman

Late 1990s and the early 2000s were the heyday of West shows with the five largest showings of Wests ever have taken place during those years. All five of these shows had over 500 birds shown. They also all took place in Southern California which was the hotbed for the Wests at the time. The shows encompassed three Pageant of Pigeons and two NPA Grand National shows.

The largest of these was the 2001 Pageant of Pigeons with 611 Wests shown. This show was judged by Jim Bishop and Terry Bishop. Champion was a tortoise shell pattern young hen shown by myself, Bob Christman and Reserve Champion was a red self young hen shown by Brian McCormick. The other two categories were won by a black baldhead old cock shown by Brian McCormick and red mottle young hen shown by Bruce Rodegerdts.

The next largest West show was the 2000 Pageant of Pigeons with 607 Wests shown. This show was judged by Jim Krebaum, Jr. Champion was a black self old cock shown by Terry Bishop and reserve champion was a black self young cock shown by myself, Bob Christman. The other three category winners were a black baldhead

young cock shown by Brian McCormick, a red shield mottle shown by Bruce Rodegerdts and an almond pattern old cock shown by Terry Bishop.

Next up is the 2005 NPA Grand National show with 526 Wests shown. The show was judged by Tony Cardoza and Frank Morgan. Champion was an Andalusian baldhead old cock shown by Brian McCormick and reserve champion was a yellow whiteside old hen shown by Bob Christman. The two other category winners were a white self old hen shown by Bob Christman and a tortoise shell pattern young hen shown by Bob Christman.

Next is the 1998 NPA Grand National with 507 Wests shown. Bob Shoemaker judged this show. Champion was a red mottle young hen shown by Bruce Rodegerdts and reserve champion was a silver bar baldhead young hen shown by Terry Bishop. The other two category winners were a black self young cock shown by Jim Cooper and an Andalusian old cock shown by David Paglia.

Last of these five shows was the 2003 Pageant of Pigeons with 506 Wests shown. This show was judged by Jim Krebaum, Jr. Champion was a silver baldhead old cock shown by Bob Christman and reserve champion was a red whiteside OH shown by Dean Holcomb. The two other category winners were a black self old cock shown by Brian McCormick and an Andalusian pattern young cock shown by Brian McCormick.

Of interest was that the champions of these five shows represented all of the four categories recognized in the Wests. Two of the champions were from the baldhead category, one from the mottle category, one from the self category and one from the pattern category. Of additional interest, the five champions were five different colors. One of the great things about Wests is that so many different colors are competitive in our shows. •



Lemon Self and Mottle



Red Self and Mottle



Yellow Self and Mottle



Jim and Cynthia Cooper

7 W Welcher Rd. Coupeville, WA 98239
360-632-9400 Jimcooper96@gmail.com

Island Lofts



Jim Krebaum pictured
in the 1990s

Memories of Judging

THE 1991 PAGEANT OF PIGEONS

by Jim Krebaum, Jr.

I really enjoyed judging the Pageant of Pigeons this last December (1991). I appreciate the membership's participation in showing 324 birds. The quality was high and the show ran smoothly thanks to

Bob Christman, Dean Holcomb, and new member Bob Shoemaker.

I started with baldheads. Blacks were first and the hens both old and young were nice but they were not as strong as the cocks. The old cock has been the bird to in blacks for a couple of years now and the young cock was equal to the task this year winning best black. Both birds belonging to Master Breeder of Baldheads Don Martin. The Reds were next and had great color but the condition was a couple of weeks short. The Yellow class was a large class with the hens lacking quality of the cocks as in the blacks. The old cock taking best over the young cock. Bruce Rodegerdts old cock won on condition over Jim Krebaum, Sr. (National Club's First Master Breeder 1984) young cock. Blue Bars were tough in the young hens because I couldn't get them to show. Young cocks were real nice birds but some were dirty and others were not finished. In the old cock class one stood ahead of the others and the same with the old hen class. I went with the old hen, she stationed much better and had excellent markings. Both birds shown by Don Martin. The Red Bar lacked color and condition. The Cream Bar old hen and young hen of Bob Shoemaker's were close, so close they were mother and daughter. Mother was a little fuller in body but wouldn't station and the young hen was a free shower that stationed all the time. So the young hen took best. The Silver Bar Baldheads were all pretty nice birds but the smooth young cock of Bob Shoemaker's was the best, even with short flights he out did the rest. Another nice bird to go to the finals was a khaki bar with excellent type shown by Jessica Christman (junior member). The top birds for Champion Baldhead were the Black young cock, Blue Bar old hen, Silver Bar young cock, Khaki Bar old hen, and the Cream Bar young hen. I picked the Blue Bar old hen on marking, color, station, and she had super white eyes. The Best Young Baldhead went to the Black young cock also color and markings. Congratulations Don Martin, Super Show Team.

Next I judged the Mottles. The Blacks were not all mottles but we have never set any standard for mottles and I judged what I saw. Most were real nice but not evenly marked. I liked the head, eye, body, and condition of the old hen best so she took the class. Don Martin did it again. The Yellows had some tough competition with good color and condition with Jim Bishop's young cock coming out on top. This bird had a solid body and nice whip tail.

The Reds had a lot of good birds but two stood out. The young cock of Evan Christman, a junior member, and the outstanding young hen of Bruce Rodegerdts. I went with young hen but it was close. She had a little better body and head than the young cock, but on another day who knows, real close. The Red young hen was Champion Mottle over the Yellow young cock. This again was close, the yellow had a little softer feather and a small stain on the beak. Congratulations Bruce. This hen has won Champion at a couple of shows and her number is 995. Bruce calls her "ALMOST A TEN".

The Selves started out with the Blacks and what a job, they all looked alike. It took some time to judge the young cocks and I found the best Black among them and the bird to beat I thought at the time. It was shown by Bob Christman and the bird I have to beat when I show my blacks. Next was the Whites and what a difference. Big, small, short, long, and the classes were pretty big. The whites have come along way and more and more people breeding them. The best White was old hen of Pete Engle's, nice hen and more of what were shooting for. Reds were real nice, the young cock was out of condition in the back of the neck. The old cock was nicely finished and had good color so he was best Red shown by Danny Chagolla. The Yellows were few but outstanding. Best Yellow was young hen of Bruce Rodegerdts' and she edged out the Black young cock for Champion Self. What a hen.

The Pattern Selves can be tough because of all the different colors and some in the same class looked like different colors. Some of the nicer show birds were the Bronze Check old cock of Norm Reynolds, Almond old hen of Jim Krebaum, Sr., Blue Bar old cock of Jim Bishop, Blue Barless young cock and Silver Barless young hen of Dean Holcomb, Reduce of Bob Christman, but the outstanding bird in the variety was the Andalusian old hen of Pete Engle's. When the National Club voted the Andalusian from self to pattern self it's the color to beat. The Andalusian young cock of Pete's was best young pattern.

Saturday morning was time to pick the Grand Champion. It was a close race to the top. The Yellow Self young hen took top honors. The Black Self young cock edged out the Andalusian old hen and the Blue Bar old hen for reserve. The Red Mottle young hen just wouldn't show during the finals. Junior Champion went to the super Red Mottle young cock of Evan Christman and Reserve Champion went to his big sister Jessica.

I want to say I had a great time judging the 1991 Pageant of Pigeons. THANKS. P.S. After winning the 1989 and '90 Pageant of Pigeons, then judging 1991, I'll be there with my show team next year. I know winning a third Pageant will be almost impossible what with the birds I saw in 1991. (The only one to win three Pageants - Jim Krebaum, Sr. 1972, 1976, and 1986) •

**Congratulations on 50 Years —
NATIONAL WEST OF ENGLAND TUMBLER CLUB**

**Special Remembrance Of Our
Members Lost In Recent Years**

JIM BISHOP

Long Time Judge & Mentor

JOY KREBAUM

APJ Columnist, Breeder & Judge

DANNY CHAGOLLA

Founding Member & Long Time President

CHUCK ZELLER

Founding Member & Author

LENNIE MEFFERD

Long Time Member & Past President

GEORGE MASUCCI

Long Time Member & Top Judge

KREBAUM LOFTS 2.0

PO BOX 12711

FRESNO, CA 93779

(559) 473-8902

BALDHEADS - MOTTLES - SELFS - PATTERNS

3rd Time's the Charm

By Mike McLin, Rice Lake, Wisconsin

Getting back into West of England Tumblers for the third time I was not so much interested in breeding a champion as I was producing a certain color that I had my eye on for probably three years prior to getting them. I'm sure if I had made a serious effort I could have found them sooner but I had my hands full with Oriental Frills and Classic Old Frills.

Peach Lace and Grey Lace is what I was admiring for a few years. My very good friend Sandy Oleschlegal had both Wests and Classic Frills so one occasion I mentioned if she ever saw a pair of Peach Lace or Grey Lace Wests for sale to let me know. It was not long and she had a phone number for me and we struck a deal. I finally got rolling with them and found out the lacing was not as good as I liked and they all did not come laced out of the nest. A challenge accepted. After getting a few to work with I needed to outcross once to reds to build some vitality and type. Fortunately I also got some very nice laced birds out of that outcross to reds. So with a good family of young Peach Wests going I'm set for a while and looking forward to the shows. They can vary a little in depth of color so I have a couple examples of my breeding with this article. The darker one was a young cock bird at the time of the photo and the lighter one is a hen from last year.

Next on the list was Grey Lace. I found a couple of people that



Peach Lace cock bird



Mike McLin

race_w_me@hotmail.com 715-790-6266 Rice Lake, WI
Breeding Chinese Owls - Classic Frills - Peach Wests - Oriental Frills

“had” them but no longer do so. After asking around for one I took a very nice pair of blacks from Jim Vines and put each of them on a Peach Lace mate. I should have bred more out of them but my loft was filling up with Wests fast as they breed faster than anything I had in my loft for many years. Having several black/peach crosses I can tell the youngsters out of them by a faint orange lacing. Next winter they will be put back on peach to see if I can draw out a Grey Lace. Now, one note – I have raised Oriental Frills in black lace blondinettes for many years. When I see a Grey Lace it looks identical to a black lace blondinette frostie to give you an idea what they would look like. I don’t have one this year to show but hopefully next year I can write again with Grey Lace out of my loft for an example.

There are a few Grey Lace around but I don’t know if any are for sale and I prefer to make my own so I know what variations can happen and what exactly it takes to breed them. Hopefully someone will have one in the Feaure (*Editor’s note: See Bob Christman’s article on page 30*)

Lastly I got a couple of pair of Andalusian with black mates going. I like lace on my breeds. After raising a few I put an Andalusian on a peach to see what would happen. First two rounds were blacks and the last round was a single indigo bar. I was thinking other scenarios but thats what popped out. Done with that experiment.

It’s been fun working with the Wests again and I got re-con-



Lighter color in Peach Lace hen

nected with an old friend, Terry Brechbill who was with me when we started the American Archangel Club in 1993.

It’s a great lifetime hobby. Support the shows and the *Purebred Pigeon Magazine*, the *NPA Quarterly*, along with the other magazines as best you can because we need each other. •

Formative Years for the West of England

By Joe Cussick - 1st District Director NWOETC

Hello everyone. Thank you to all who supported this special issue of the *Purebred Pigeon Magazine*, and the awesome West of England Tumbler. I am the 1st District Director of the National West of England Tumbler Club. Look us up online for membership, bands, pictures, etc. Also find a great group of West breeders on the West of England Facebook group. A great active group to get info on show schedules and results, breeding, genetics and general chat about our Wests.

I live in the Hudson Valley area in New York State. I got my first pigeons in the late 1970s while in my early teens. Had a bunch of breeds like many do when they get the pigeon bug. But soon it would change. In the early 80s I met a man who became a long time friend and mentor in the pigeon hobby, Bill Jacox. He introduced me to the great West of England. Bill helped me get started



Joe Cussick judging Wests in the 1990s

with some nice birds and I flew the heck out of them. Baldheads, mottles, splashes – it all went up, and I even had some tumbling as they use to do before they became a highly competitive breed in the shows.

For us West breeders/flyers in the New York City, Long Island and for me, up-state New York (mid-state), we would have nice big West entries at the shows. Primarily Baldheads. Lots of red bar and cream bar balds, blues and

silvers, browns and khaki – although we did have the other classes, too. Going to the pigeon shows with Bill Jacox, I got to meet some of the West breeder greats from the Long Island West Club: Gene Shlick, Marty Nicholson and others.

Those were great times. It was amazing to see so many baldheads breed so true back then with very, very few poorly marked

birds. I wish I could have the birds I had back then. Oh, how I miss my cream bar balds.

Later in the 1980s we were planning on our Wests showing with the Reading Pigeon Club in Pennsylvania. Another West breeder that I met through Bill was Jerry Price who had contact with Jim Krebaum, Sr. Jim had shipped a box of Wests to the show to be shown, and then sold, to support the National West Club and the breed. I was then asked to judge the



Wests!!!

Yahoo!! Amazing memories. As a gift for judging, I was given choice pick of one pair of those Wests that were donated by Jim Krebaum Sr. I remember them well. I picked a pair of black reduced. I was working with genetics back then, but had no experience with reduced. So I got my start right then.

That experience of judging was monumental for me. Being in the spotlight, handling every bird, and



Cussick's West of Englands from the 1980s



knowing specifically why you placed the birds the way you did. And also be ready to take criticism from some who didn't agree with the outcome, and be able to explain why you made the decisions that you did. I judge whenever I can at our northeast shows, on breeds I specialize in.

I wish others would soften up a bit and be willing to take the hot seat of judging your breed. We all judge our birds in our own lofts –then why not at the shows? Mostly because many really don't want to hurt anyone's feelings, get anyone ticked off, or they just aren't ready for criticism. Step up people. You'll have a great time doing it. There's a first time for everything and we all learn from decisions good or bad. Take the leap and judge some birds some time. You'll be glad you did.

I've also been asked several times to judge breeds I didn't know much about because they didn't have anyone qualified or comfortable with doing it. In this case, I asked for their written standard with pictures to study up on before the show came around.

Don't be afraid of a challenge. Go for it.

In this article I'm sending pictures of Wests I had back in the 1980s to see we had many colors and patterns. Back then I had the balds, mottles, blues, checkers, almonds, selfs – and thanks to Jim Krebaum, Sr. I had reduced, too.

Then there's judging pictures from the Reading Pigeon

Association show, now it's frequently called the Lancaster show. Keep in mind many of these pictures were taken on the old Kodak 110 camera. So they aren't the best.

I'd also like to mention that it's no surprise that the 1st District in the National West of England Tumbler Club is not strongly represented. You would think that with all the people and young ones I've gotten started in the hobby and with Wests, they would show interest in the shows – but its tough. Even with my annual Loft Exhibit I get some started, and to no surprise, they usually want to get started in Wests. It is what it is. The important part is that I plant the seed of our hobby and get some started. Where they take it is up to them, with a little guidance of course, but you get my meaning.

If anyone has interest in the awesome Wests, feel free to approach any of us at the shows or visit the Facebook West Group and the club site. And if you're in the northeast and showing interest, reach out to me. The more members in our 1st district makes it better to pick a show site for our district meet.

Next year we may be able to have our meet at the Faircount Connecticut show in late November, the Big Apple in Greenwich Connecticut in early December, or the Reading show in Lancaster Pennsylvania in January.

Get Some Wests !!! You've Been Missing Out ! Enjoy your birds to the fullest. •

OLD GERMAN OWL CLUB



Old German Owl Club

Contact Josh Ziles at 435-890-2733 or contactus@ogoc.org

— Visit our web site: www.ogoc.org —

MIKE SPENCER
Breeder of Quality Old German Owls

Master Breeder and Member of the Old German Owl Club

Master Breeder Buff Brahma Bantams

6668 S. Cody Ln.
West Jordan, Utah 84084
385-290-7291 or mikecspencer@comcast.net



American Giant Homer Association
— Founded in 1927



Recessive Red
Art by Gary Romig

The American Giant Homer Association is a non-profit organization dedicated to the development and showing of the American Giant Homer pigeon. We offer:

- Four quarterly bulletins
- AGHA Bands
- Club meets at the NYBS in Louisville, Young Bird Futurity in December, Annual Young and Old Bird Shows each winter - all with large entries and keen competition.

We would very much like you to consider joining the AGHA today. We welcome your membership with enthusiasm.

New Member Special: With a two year paid membership (\$50.00) you will receive one pair of Giant Homers. To receive your pair send your information and membership dues to Libby Jensen. The District Director of your area will contact you to arrange pick up at one of our shows or another member's loft. No shipping. Please contact:

Secretary/Treasurer- Libby Jensen – gianthomers@gmail.com

www.americangianthomers.com

Events Calendar

SHOWS, PERFORMANCE EVENTS, SWAP & SALES

Listing Is Free To All Pigeon Clubs – Some Dates Are Tentative

DECEMBER

Dec 2 & 3 – 48th Annual American Giant Homer Youg Bird Futurity and Auction. Canadian County Fairgrounds, El Reno, OK. Contact Mike Jones 918-809-5671 after 4pm <https://www.americangianthomers.com/>

Dec 3 – West of the 5th Pigeon Show. Edmonton, Alberta Canada. Contact Hally Coates or Bob Ellis

Dec 3 – Nor Cal Pigeon Fanciers Winter Classic Pigeon Show. Raffles, lunch, awards, sale area, vendors. Location 5477 Eureka Road, Granite Bay, California 95746 Contacts Roger Miller forpigeon@myrivv.com 530.403.9820 Terry Gier tpigeons@gmail.com 916.996.9867 Tamara Miller tamaramiller65@gmail.com 530.403.8269

Dec 3 – Delmarva Pigeon Club Winter Show. Club meets are welcome. Queen Anne's Co. 4-H

Park, 100 Dulin Clark Centreville, MD 21617 Contact Melinda Jackson 302-382-6656

Dec 3 – Pecos Valley Pigeon Club Annual Fall All Breeds/All Age Pigeon Show. Riverwalk Recreation Center, Carlsbad, New Mexico. Specialty Clubs welcome with payback. For Sale section. Friendly competition, fun & fellowship! Meets at this show: National Chinese Owl Club, National English Trumpeter Club, American Frill-back Club, American Archangel Club For info or entry form contact Mickey Jackson ph: 575-200-4104 mjackson122000@yahoo.com or Junior Ceballos ph: 575-840-6897 gceballos43@gmail.com - See our ad below

Dec 3 - American Archangel Club meet at Pecos Valley Show.

Dec 3 – Bay City Pigeon Fanciers Annual Winter Show. Bay County Community Center, Bay City, MI 48706. Entries/inquiries to: Bar-

ry Talaga, 600 N Van Buren St. Apt 313, Bay City, MI 48708-6596 email: btalagab@aol.com

Dec 10 – Carolina Pigeon and Dove Association All Breed Show. 520 County Home Road, Smithfield NC 27577 - Setup on 9th with free meal. Please contact Bogdan Panassyuk at 425-535-7996 or Kevin Moths, 704-435-9010 Kevy7314@bellshouth.com or Lee Steuer lwscks9310@gmail.com

Dec 9-10 – Iowa State Pigeon Association Pigeons on the Prairie. Cancelled Due to Avian Flu. Contact; Jeff Clemens, 2425 Guenever Court, Altoona, Iowa 50009, Email: clemdog04@yahoo.com or text: 719-339-6394.

Dec 9-10 – Portuguese Tumbler Club Of America's Central Regional District Meet at the ISPA in Des Moines, Iowa. Cancelled Due to Avian Flu. Contact John Hopper (liesah@msn.com)

Dec 10 - American Archangel Club meet at the ISPA. Cancelled Due to Avian Flu. Contact Mike Tempel, 515-297-1658, mike_tempel@hotmail.com

Dec 10 – Old German Owl Auction at Iowa State Pigeon Assoc. Cancelled due to Avian Flu. Contact Bob at Perx Lofts 781-337-1901 or bobnaa@comcast.net

Dec 10 – Sarnia Pigeon Show. Degroots Nursery 1840 London Line, Sarnia, Ontario Canada. Gary Parsons 519-336-5535 garyhelmet@yahoo.ca

Dec 10 – Empire Shortface Club All Age Open Show. St Catherines Church. 110 Bray Ave. North Middleton, New Jersey. Contact Mike Seiler 732-770-8865

Dec 17 – Top of Ohio Pigeon Show. Logan County Fairgrounds, 301 East Lake Ave, Bellefontaine, OH 43311. 4th Annual Open and Youth Pigeon Show. Exhibitor friendly Pigeon Show with a focus on encouraging new and junior exhibitors. Facebook at TopofOhio or email MattLhamon@modern-gameman@gmail.com

JANUARY 2023

Jan 6-7 – St Louis Metropolitan Pigeon Fanciers Association's Spirit of Saint Louis All Breeds/ All Age show. Purina Farms, Gray Summit, MO. Specialty Clubs welcome. Contact David Averbeck

America's Oldest All Breed Pigeon Club READING PIGEON ASSOCIATION

Presents its Winter Expo January 12-15, 2023

Specialty Clubs are Welcome and will receive \$1.00 rebate on all entries

SHOW AND HOTEL AT ONE LOCATION

Lancaster Wyndham

2300 Lincoln Highway East

Lancaster, PA 17602

1-800-233-0121

717-299-5500

FOR ENTRIES AND INFORMATION:

Eric L Kooker

P.O. Box 100

Quakertown, PA 18951

Phone: 215-536-8753

e-mail: e_kooker@msn.com

A Landmark Book on the History of the American Pigeon Fancy Is Now Available

After two and a half years of painstaking research the Centennial History of the NPA and the American Pigeon Hobby is now available. Author Bob Nolan and layout designer Gary Romig retell the history (1920-2020) of the pigeon hobby in America in conjunction with the history of the National Pigeon Association. Pigeon history is tied to the great men and women who made it. Told in terms of the lives of such giants of the pigeon fancy as Wendell Levi, Frank Hollmann, Don Andrews, Bill Pensom, J. J. Keifer, Art Kehl, W. F. Hollander, M. Frank Cook, T. A. Havemeyer, Tanner Christler, Harry Baldwin and H. P. Macklin to mention a few.

It will be an educational experience for the reader to learn the details of the lives of these noted fanciers. Every NPA national show is recounted in detail with credit to those that staged the shows. Photographers Layne Gardner, Donovan White, George de la Nuez, Thomas Hellmann and Dick Hamer record the champions of these many shows.

Beautifully illustrated with approximately 1800 photographs and illustrations on 591 pages of high gloss paper. Romig has also illustrated several popular breeds with progression charts showing photographs of winners from the early years up to present.

This hard bound volume belongs in every serious fancier's book case. Only 200 copies left of the original 500 printed.

Send check or money order to NPA Secretary:

Tim Heidrich
P.O. Box 295
Winston, Georgia 30187

NPA member price - \$100 plus \$20.00 postage
Non-NPA members - \$125.00 plus \$20.00 postage.
Foreign purchasers please contact Tim Heidrich
for individual postage rates applicable to your country.



314-260-9326, Averbeck1979@gmail.com

Jan 7 - American Archangel Club meet. At St. Louis Metropolitan PFA in Gray Summit, MO. Contacts: David Averbeck 314-260-9326 averbeck1979@gmail.com Chris Auer 314-412-0308 auercg23@aol.com

Jan 7 - Fremont Pigeon Club Annual Winter Show. An NPA State Show. Sandusky County Fairgrounds, 901 Rawson Ave. Fremont, OH 43420. Large Swap Area. Foy's Pigeon Supplies and Masserant's Feed Co. will be there. Contact Jim Feasel 2373 CR 181, Clyde, OH 43410 or 419-765-0479 or jfeasel@glls.cc

Jan 12-14 - Reading Pigeon Association All Breed Winter Expo show. Wyndham Resort & Convention Center 2300 Lincoln Highway East, Lancaster Pennsylvania 17602 Hotel phone 717-299-

5500. Show Contact: Eric Kooker P.O. Box 100 Quakertown, PA 18951 Phone: 267-242-4676

Jan 12-14 - Eastern Jacobin Association Annual Show. In conjunction with Reading Show at Lancaster, Pa.

Jan 12-14 - American Short Face Club Meet at the Reading show in Lancaster, PA. Contact Eddie Ortiz americanshortfaceclub@yahoo.com

Jan 12-14 - Portuguese Tumbler Club of America District Meet at Reading PA show. Judge George Fontaine. Contact Pat Stuart (stuart@ptd.net)

Jan 13-14 - Canadian National Jacobin Show with the Prairie Invitational All Breed Show. MB-MNP Exhibition Building, Island Park, Portage La Prairie, Manitoba. Judge Aqeel Thamer from Bahrain. Shuttle from airport

in Winnipeg. Show hotel Canad Inn, Portage. Futurity & Claiming classes. Conditioning seminar, hospitality room, elite auction, banquet. Info on Jacobin show, contact Clint Robertson at clint@jacobins.ca. Info on All Breed Show, contact Richard Krampetz at 204-864-2817.

Jan 20-21 - Rocky Mountain FanCIers Summit. All Breed/All age. Specialty clubs welcome. Golden Spike Event Center, 1000 1200 W Street Ogden, Utah 84404, building 3. Contact Josh Zilles at: (435) 890-2733 or jzilles@ymail.com See our ad on page 11

Jan 19-21 - National Pigeon Association Grand National Show. Cancelled due to Avian Flu. For more information go to <http://www.npaua.com>

Jan 19-21 - American Short Face Club Meet at the NPA Grand National in Amarillo, Texas. Cancelled due to Avian Flu. Contact Eddie Ortiz americanshortfaceclub@yahoo.com

Jan 19-21 - American Archangel Club at the NPA Grand National. Cancelled due to Avian Flu. Contact Mike Tempel mike_tempel@hotmail.com 515-297-1658

Jan 19-21 - Old German Owl Auction at the NPA National. Cancelled due to Avian Flu. Questions: Bob at Perx Lofts 781-337-1901 or bobnaa@comcast.net

Jan 19-21 - Portuguese Tumbler Club of America National Meet. Cancelled due to Avian Flu. Contact John Hopper (liesah@msn.com)

FEBRUARY

Feb 11 - Indiana Pigeon Club Winter Show. Hancock County Fairgrounds. Greenfield, IN. www.indianapigeonclub.com See our ad below.

Feb 11 - American Archangel Club meet. At the Indiana Pigeon Club Winter Show. EJ Weirich member in charge 574-596-1074 shadyhollowfarms3@gmail.com

Send your show date and information to staff@purebredpigeon.com. There is NO charge to have your events featured here!!

Promoting Oriental Frills since 1937 EASTERN ORIENTAL FRILL CLUB

Joyce Cap, Secretary
36 Wendy Road • Milford CT 06460
203-915-7737



Central Jersey Variety Pigeon Club

Young Bird Show
with
Swap & Sell

Contact
Jerry Miraglia
732 462 3379
jerrythebirdman@

verizon.net or
Nelson Garcia 732 995 5278



Dec 2, 2023
All Age Show
New Jersey
NPA Show

Both Shows held at
4H Community Cntr
645 Cranbury Rd
East Brunswick NJ

Facebook page:
Central Jersey Variety Pigeon Club

WWW.CENTRALJERSEYPIGEONCLUB.COM

Virginia Pigeon and Dove Association

- 3 Shows Annually
- Large Fall Show with 1000+ Entries
- NPA Affiliated Club
- Dues \$10 per year

For more info, contact
Chris Raines crofts@gmail.com

www.vpdausa.org





Indiana Pigeon Club
Show, Sporting & Utility



Indiana Pigeon Club Annual Winter Show

February 11, 2023

Hancock Co. Fairgrounds, Greenfield, IN

All Breeds, All Ages

Many specialty clubs will be there!

Show Secretary: Valerie Richmond
Text: 812-788-0419
Email: valerierichmond123@gmail.com

Look for Indiana Pigeon Club on Facebook

Show update
Canadian National Jacobin Show
January 13 & 14 2023
Portage La Prairie Manitoba

It's hard to believe it's almost showtime! After literally years of planning everything is starting to fall into place. I have been on the phone daily making arrangements. There will be a wonderful slate of awards which will include:

- 14 colour classes
- 4 Championship awards
- 2 futurity class awards
- A people's choice award
- Presentations to Judges
- Tribute presentations
- A special gift to each exhibitor

Needless to say when we add in hall rental and the cost of bringing in a world class judge we are looking at expenses which will likely exceed \$5,000 for this Jacobin show. Entry fees, club membership fees and futurity band sales alone will not cover these expenses. So we are setting up a sponsorship program to help offset some of the show expenses. It will be as follows:

- \$50 = Bronze
- \$100 = Silver
- \$200 = Gold

Please let me know if you would like to be a sponsor- Contact
Clint Robertson clint@jacobins.ca

We already have some contributions towards the show and I would like to recognize those at this time:

Robert & Carolyn Ridler are offering the following cash prizes totaling \$400

- Grand Champion Jacobin-\$200
- Champion Young Jacobin-\$100
- Best Bar Jacobin overall-\$100

Fred and Mary Theolke from Crystal ND, USA have donated \$100 usd

Dave Cavanaugh from Winnipeg is donating all the feed for the show and has also offered to pick up anyone flying into Winnipeg for the show and will shuttle them to and from the airport. This is huge and we cannot thank Dave enough for this.

Clint Robertson is donating the cages and judging pens for both the Jacobin and prairie invitational open show as well as \$1000 towards show expenses for the Jacobin show.

Entry forms were emailed on or around December 1st with an entry deadline of December 21st.

Send Jacobin entries only to:

Clint Robertson, Box 306, Amaranth, MB R0H 0B0
phone 204-871-6526 or email to: clint@jacobins.ca

Send Open Show Entries to: Richard Krampetz

78 Morin Rd., St. Francis Xavier, MB R4L 1A8

Phone 204-864-2817 or email to: Penny51@mymts.net



*New York
Combine*

*Celebrating
46 Glorious Years
Promoting
One of
America's
Greatest
Creations,
The All
American
Domestic
Flight*

*Contact
Peter Fratangelo
162B Cross Slope Ct.
Manalapan NJ 07726
PigeonPete
@msn.com*

NewYorkCombine.com



Danish Magpie Tumbler. Old breed from Denmark. Bred in many colours. Originally bred at the Danish royal court.



Gothenborg Tumbler. Breed from Sweden. Bred in many colours.



Tumi Kobbesonsson's loft in Reykjavik. Between the house and the loft the light (in the clouds) is the John Lennon Imagine Peace Tower. It is a tower of light created by his widow Yoko Ono located on small island near Reykjavik.

Fancy Pigeons in ICELAND

By Tumi Kolbeinsson - tumikolb@gmail.com

In the Nordic countries, several Nordic fancy pigeon breeds are bred, some of which have a very long history, like the Danish Tumblers. Fredrik the Second, King of Denmark and Norway, imported their forefathers from India in 1572 to have in his new pleasure garden in Denmark. They were bred at the royal court for a long time. Today they are bred in many color varieties and are an example of excellent breeding practice. It is the breed that has the longest history in Iceland, even though it is not continuous.

Iceland is an island and for the longest time there were no pigeons, not even wild pigeons. It was not until the late 20th century that rock pigeons settled, probably coming from Scotland and the Faroe Islands. Wood doves and ring neck doves have also nested in Iceland in recent years and may increase in number. The first confirmed records of pigeons in Iceland come from falconers who came from England and Denmark in the eleventh century, who used them as live bait for falcons that were considered royal treasures and used for hunting games. There is an old source telling of fancy pigeons in a birdhouse in a monastery in Iceland in the Middle Ages and possibly pigeons were bred in other monasteries in the country as well, but there were 14 monasteries in Iceland at the time of the Reformation.

Danish traders brought fancy pigeons with them approximately 300 years ago. For the longest time, grain was expensive in Iceland

as it was imported, so there was little poultry farming, whether it was chickens, ducks or pigeons.


In the nineteenth century, however, there are records that more and more people started breeding pigeons as hobby. Pigeon keeping was a hugely popular sport for kids and teenagers for largest part of the twentieth century which is the reason why many people think pigeon breeding is just a kid's sport. In the seventies and eighties many took up the homing pigeon sport, and there has ever since been a tight group that breeds homing pigeons and competes with them in medium-distance races of 300-400 km. In the eighties and nineties breeding fancy pigeons had become quite popular although always a marginal sport. Due to Iceland's ties to the old Kingdom of Denmark, most pigeons were imported from there, but in the 1970s and 1980s there were imports of fancy pigeons from Scotland, England and Germany.

Around 1990, many people stopped breeding fancy pigeons and many breeds disappeared from the country. Various interacting factors caused it. Young people began to take up other hobbies such as computers, it became more difficult to find facilities for a loft after the settlement became denser, etc. When Avian Flu hit Europe around same time and all the hullabaloo concerning it many more threw up their hands and quit the hobby. A very few of the most stubborn fanciers persisted. At one time there were only old german owls and fantails left in Iceland.

In recent years, several old breeders have started again, like myself, and occasional newcomers who have never had pigeons before. However, we are few. Social media like Facebook where information and photographs of beautiful birds can be easily shared are uplifting. This is especially useful for those of us who live in isolated places like Iceland. Although many people think that shows on social media are not exciting



Gold Gimpels and Copper Gimpels (Archangels in the U.S.) in the loft of Magnús Magnússon. Both of these breeds used to be bred in Iceland in the seventies and eighties but vanished in the nineties when many of the old breeders quit. Few pairs were imported again from Denmark in 2016 and Holland 2017 - photo by Olgeir Andresson



Feral pigeons at the Reykjavík pond. Located downtown Reykjavík. Photo by Hjálmtýr Heiðdal

and that the birds cannot be evaluated in the same way as when they are viewed on the spot, there are also exciting possibilities for such shows which can give many people the opportunity to follow and participate. In Iceland, there have been amateur pigeon shows over the years, but mainly to promote the sport and as an opportunity for breeders to meet, but never with judging.

Three times in the last 15 years, several pigeons have been imported from Denmark to Iceland. There have also been several imports from Holland: English Drummers, English Shortfaces, Indian fantails, Jacobins and German Nuns, Danish Tumblers, Gothenburg Tumblers, Barbs, Fantails, Voorburger Pouters, German Modenas, Old German Owls and gold and copper Gimpels have been imported. Twelve to fifty birds each time. In some cases, however, too few birds of a breed have been imported. Imported birds can be very sensitive and better not to import fewer than four pairs of the same breed.

As with other pets, there are those who like to breed and those



Left to right: Stefán Ragnarsson, Tumi Kolbeinsson and Magnús Eyjólfsson in front of Stefán's home loft – he has another much larger loft elsewhere. photo by Olgeir Andresson



Magnús Eyjólfsson - photo by Olgeir Andresson

who like to keep. Not every pigeon fancier likes to breed but only to keep beautiful pigeons and that is a fact often forgotten.

It is very difficult and expensive to transport pigeons to Iceland. Although millions of migratory birds fly here every year, many of them surely carry most of the diseases that can affect birds; the authorities make very strict requirements for imports based on the fact


that Iceland is an isolated island where many diseases are supposedly unknown. A three-week quarantine is required before the birds are sent to the country. An official veterinarian must take a blood sample from each bird and test for Salmonella and Paramyxo. Birds that have been vaccinated may not be imported. When the birds have arrived in the country, a four-week home quarantine is required. •

Established 1963

INDIAN FANTAIL CLUB OF AMERICA

www.indianfantailclub.org
District & National Shows

Membership Dues
 Individual - \$20
 Family - \$25
 Junior - \$5



Kevin Severson
 10162 Solstice View Drive
 Copperton, Utah 84006
lfca.secretarytreasurer@gmail.com
 (801) 867-9931

American Archangel Club

Working toward Quality Archangels in the U.S.

National and State Meets
 2 Bulletins a year
 Dues \$15

Contact Mike Tempel at
 PO Box 124,
 Kamrar, IA 50132
mike_tempel@hotmail.com
 515-297-1658



Drawings by
Gary Romig

www.ArchangelPigeon.com

AMERICAN PIGMY POUTER CLUB

WORLD'S GREATEST SHOW BIRD



CONTACT: Mike Pope
 910 Dixie Airport Rd.
 Madison Heights, VA 24572
 Ph. 434-509-2087
 e-mail: mike_pope@hotmail.com



“PIGEONS IN THE MEADOW”

By M. Frank Cook

An outstanding newly surfaced work of art by America’s most revered pigeon artist, M. Frank Cook. Titled “Pigeons in the Meadow” circa 1909.

A splendid array of birds created in classic Frank Cook style with a farm house, barns and dove cote in a pastoral setting. In the distance two spectators stand at the house watching as their flock’s fly overhead, looking to forage in the meadow.

This work of art is large in size measuring 3’ x 4’. Surviving in remarkable pristine condition, it is arguably the finest Frank Cook painting to surface in gouache/pastel combination. At the time it was created, Frank Cook was actively breeding all 19 breeds portrayed in this painting. Leaving little doubt that this work of art might have been one of his personal paintings.

Provenance – Purchased in 1980 at a gallery in New York State by an Art Professor, kept in their possession for over forty years.

Presently in the collection of Eric L Kooker - Conserving America’s Greatest Pigeon Treasures

Editor’s Note: My apologies to Eric Kooker. This article should have been included in the September/October 2022 issue which featured this lovely Cook painting on the cover.

Central Fantail Club Annual Meet

Held in Conjunction with the 2022 Amarillo Grand National

By **Tom Pritchett**

The Central Fantail Club annual show is one of the finest displays of Fantails in the world, with some of the greatest Fantail breeders displaying their breeding expertise and competing for top awards.

The judging is some of the best in the world where the most discerning judges evaluate the most competitive of Fantails. The Annual Banquet, thanks to the efforts of Earl and Grace Biedemann, has become the perfect end to a wonderful weekend of Fantail activity. The meal is always excellent and the comradery gives everyone a chance to unwind before the trip home. The presentation of awards gives everyone a chance to relive the excitement of the show room one last time.

The 2022 event was held with the Amarillo National Pigeon Association Grand National Show. The Fantail hobby has staged several major meets there with staggering successes each time. This show was no exception, the Fantail fancy was well represented with Fantails being the third largest breed in attendance with entries from across the country, Michigan to Texas and New Jersey to California.

The Amarillo venue is an excellent place to showcase the pigeon hobby at its very best, two large, well-lit areas that allow for wide aiseways and roomy judging areas. The NPA Banquet was well at-

tended and it was a pleasure to see Ray Dees receive the NPA Master Breeder Award for Fantails; congratulations, Ray.

This year's show was dominated by one breeder, Andrew Kerns who won all three champions with some gorgeous Fantails. Andrew drove some twenty hours each way to place his Fantails amongst some of the finest the Fantail hobby has to offer. Julio Ovando was the judge for this event and worked hard to find the quality in each class, his excellent judging report reflects the quality of the Fantails in front of him.

We had about thirty exhibitors from across the nation exhibiting their Fantails, at the end of the judging on Saturday the winning Fantails were as follows:

Best Almond - Greg Pola	Reserve - Daniel Young
Best Andalusion - Daniel Young	Reserve - bob Vincent
Best Ash Red - Andrew Kerns	Reserve - Andrew Kerns
Best Black - Daniel Young	Reserve - Daniel Young
Best Blue - Andrew Kerns	Reserve Ray Dees
Best Bodymark - Earl Biedemann	Reserve - Earl Biedemann
Best Brown - Andrew Kerns	Reserve - Bonnie Heppner
Best Checker - Greg Pola	Reserve - Ray Dees
Best Cream - Andrew Kerns	Reserve - Andrew Kerns
Best Dun - Bob Vincent	Reserve - Bob Vincent
Best Grizzle- Dan Young	Reserve - Ray Dees
Best Indigo - Andrew Kerns	Reserve - Bob Vincent
Best Opal - Dan Young	Reserve - Dan Young
Best Powdered Blue - Ray Dees	Reserve - Ray Zamora
Best Powdered Silver- Andrew Kerns	Reserve - Bob Vincent
Best Qualmond - Ray Dees	Reserve - Ray Dees
Best Rare - Andrew Kerns	Reserve - Chris Ortega
Best Red - Junior Ceballos	Reserve - Bob Vincent
Best Saddle - Earl Biedemann	Reserve - Noah Shields
Best Silver - Andrew Kerns	Reserve - Andrew Kerns
Best Tail mark - Ray Dees	Reserve - Earl Helmer
Best Yellow - Chris Ortega	Reserve - Richard Holmberg
Best White - Cosby/Pritchett	Reserve - Andrew Kerns
Best AOC - Richard Holmberg	Reserve - Ray Zamora
Best Pied - Daniel Young	Reserve - Cosby/Pritchett

Grand Champion of Show to Andrew Kerns

Powdered Silver old cock

Reserve Champion of Show to Andrew Kerns

Silver young cock.

2nd Reserve Champion of Show to Andrew Kerns

Silver old hen.

Congratulations to all the winners, especially to Andrew Kerns, on his 'three-peat'; you seldom see a fancier with three back-to-back winners in this kind of competition. Well Done!

"A Win at Central, is a Win Indeed" •



Join and Support the
AMERICAN TURBIT CLUB
Organized 1897

Annual Dues \$20.00 adults - \$5.00 juniors
KEN FABRICATORE - Sec./Treas.
2324 Derby Dr., Raleigh, NC 27610 kfabricatore@gmail.com



Powdered Silver YC - Grand Champion #773 - Andrew Kerns



Best Silver - Reserve Champion - YC #700 - Andrew Kerns




Reserve Silver - 2nd Reserve Champion - OH #1844- Andrew Kerns

American Flying Tumblers

Pictured are American Flying Tumblers bred and owned by Tyler Martindale in Utah and his grandfather, Bill Martindale in Idaho. Tyler, an internet/media expert was raised with AFTs all his life from his grandfather Bill and his uncle, Brent Martindale.

Tyler learned there were some AFT breeders still out there and created our American Flying Tumbler club on Facebook – not realizing there were so many of us still breeding and enjoying these amazing AFT's or "Little Yankee Tumblers," as Gus Lichtenwald nicknamed them.

All 60 members now thank Tyler for helping us all get back together to keep the AFTs going into the future! We invite anyone interested in learning more about the American Flying Tumbler to visit our AFT club site on Facebook. First developed in America by our founder, Gus Lichtenwald in the 1940s, AFT are one of the very few "old world type" Performing Tumblers left in the world that also show well in the show room. • (see our ad in the classified section under breed clubs)



American Flying Tumblers - owned by Tyler Martindale



AMERICAN FLYING TUMBLERS

The kit performing tumbler with Old World tumbler class – one of the only performing tumbler breeds developed in America – by Gus Lichtenwald in the 1950's – under 8 ounces. See them on our AFT club site on Facebook or contact:

R. Kim La Flamme

All Colors Available

laflamme@earthlink.net – 541-597-2871



Portuguese Tumbler Club of America A Performing Bird for the Showroom



Member of
NPA &
Rare Breeds Club

Sec/Treasurer: Deb Stuart – 215-460-2956
www.portuguesetumbler.com



BOHKARA TRUMPETERS
English Trumpeters, Hungarian House Pigeons, Huebin & Bastine Saddle Racing Homers, West of England, Rollers, Gabriel & others

MIKE OWEN & SHERRY BEADLE OWEN
General Contractor International Artist

CEDAR MIST LOFT 

"Specializing In Rare Colors"

601A Acklin Gap Road • Conway, Arkansas 72032
Mike's Cell (501) 329-2377 • alohamikeowen@gmail.com

For Healthier, Better Performing Birds, Specify...

PrimaLac[®] Microbials for Pigeons

© Foto: Peter van Raamsdonk.



Most pigeons need help maintaining proper microbial balance to **control** a wide range of bad bacteria.

Used by Dr. John Kazmierczak as an aid in the **prevention and control** of *E. coli* and *Salmonella* in his pigeons,

Primalac colonized the intestinal tract with good bacteria resulting in **firmer droppings** and **improved feather quality**.

Field Tested. Field Proven.

Since 1974, Star-Labs has been committed to improving avian health and performance with PrimaLac Microbial Cultures. Today, Star-Labs is the leader in Direct-Fed Microbials for pigeons. The unique blend of beneficial bacteria in PrimaLac can offer breeders of all types of pigeons an edge in raising better performing, healthier birds.

- Compatible with other medications.



A source of live (viable) naturally occurring microorganisms

To order **PrimaLac Pigeon Water Soluble** or for more information, contact:

Star Labs

P.O. Box 77 • Clarksdale, MO 64430

800-894-5396 • Fax: 816-667-5427

e-mail: info@primalac.com • www.primalac.com



©2004 Star-Labs/Forage Research, Inc. All rights reserved.



OLDE STYLE SADDLE TUMBLERS – My BREED OF CHOICE

By Barry Wilson – Round Rock, Texas

I have kept pigeons since childhood when my neighbor gave me a pair of rollers. From that point forward I was hooked on pigeons. I eventually moved on to other breeds settling on LF Muff Tumblers for many years. I lived in the upper midwest which made it a challenge to breed and keep healthy these increasingly difficult to raise Tumblers. At some point in the 1980's I found and added the Olde Style Saddle Tumblers. Upon moving to central Texas I had high hopes for better breeding success with the muff Tumblers and improving my stud of saddle Tumblers. After my first breeding season and banding 130 youngsters my loft was infected with Circo young bird virus. Every single youngster died as they turned five months old, plus a few adults. The next year I had a short season with old birds that survived and all seemed well. The following season someone sent me a bird with Adeno virus which wiped out the Muff Tumblers and a couple breeding projects. I was at least able to stop the virus with the 'Adeno Plus' product but still lost most of my birds. Now 13 years later my birds are healthy and thriving.

My primary breeds now are the Olde Style Saddle Tumblers and muffed Chinese Owls. A few other breeds are kept just for fun. I have always found that breeds with a lot of white in the pattern, as with the Saddles, hold a strong attraction for me. This breed is lively without being aggressive and makes good parents. This is a breed that we want to keep as "Old Style" with medium-length beaks, medium small size, and good parenting skills. So many breeds increase in size over the years as well as become more difficult to raise but this is not a goal for this breed.

Here in the Deep South I begin the breeding season in December and end in early May, which usually gives me four rounds. Then they are separated for our long very hot summer. I do not like to stress my birds in any way, which I believe is key to keeping them healthy. Cocks and hens are given free flight on alternating days in summer until the hawks migrate down in fall. Giving them free flight helps them burn off energy and keep them in good form. They do fly and occasionally flip once or twice but they do not kit well. I have tried letting my Ruby Rollers raise them and then train them with young Rollers but they do not have the endurance or ability to fly like Rollers. The cocks, when given free flight, are especially active and love to show off clapping wings as they fly in large circles, each bird going in a different direction.

Because of our hot dry summer conditions the birds seldom have body mites or worms. Droppings dry up quickly and birds generally stay healthy. We do have pigeon flies, lice and in wetter spots Pox can be a problem but has not been for me. I prefer to cage breed my saddles and this arrangement works very well for breeding. I usually breed from 30 pair, many of which are color projects. At one time I had 15 colors and continue to work on more. Achieving the face markings on new colors is a ongoing project requiring good record keeping. It's easy to become frustrated and end up with too many birds that are still not close to what you want. However I enjoy my projects and never give up hope.

The primary focus of this breed are the markings. The saddle pattern itself should have clean margins separating the white from the color. The head is the real challenge. It should contain a forehead snip of white, a white dot above each eye and a bib connecting side to side with a colored cheek area on each side. The rump and hocks must also be white and muffs should be at least 4" long. I have found that getting all these features and more to standardize in a bloodline is a huge ongoing challenge. It seems some colors are easier (black, red, yellow) than others to abstain the best markings. Most of my breeders are stock birds which produce show quality. Some pairs also 'click' better than others at producing really well marked birds. I make the first cull at banding time when I can clearly see mismarks. Once a youngster is weaned I keep them until the final molt as I have learned that they often improve with face markings as they mature.

This is a challenging but rewarding breed to raise. If interested, join our club of friendly helpful breeders and look for this breed at the shows. • (see our ad in the classified section of this issue)

National Classic Old Frill Club

Enjoy the Thrill of the Old Frill



www.classicoldfrill.org

Join the NCOFC –
we will see you at
the major shows:
the National, the
Pageant, NYBS &
Des Moines

email: drydenlofts@yahoo.com Phone: 706-580-7134

BOB FRAGOMAN

Bob Fragoman (New York) well known as a breeder of Muff Tumblers, passed away September 29, 2022 in his sleep from bone cancer. Bob was a driving force in the Western Tumbler Club as President in the 1980s and 90s.

He succeeded in his goal of recruiting over 100 club members for the Centennial Tumbler Show and remained active with his birds to the end. He also wrote a regular column in the former *APJ* called "Come Along With Us".

Bob was generous with his birds and opinions and promoted his favorite breed by traveling long distances to support a show of Tumblers. We communicated weekly over the years and his friendship will be greatly missed.

— submitted by Barry Wilson

SADDLE MUFFS

By Bob Fragoman

I received my first Saddle Muffs in the 1950s and if I remember correctly, I bought them from Al Conway, a local young man who at the time swapped pigeons and anything else with feathers. Locally, they were also known as American Flying Tumblers. I entered them in the New York State Fair and by associating with other exhibitors, I learned that there was a world of other pigeon shows out there.

Next I started to show with the Pigeon Fanciers of Rochester, in Rochester, New York. There I met a couple of gentleman who had several colors of Saddles and most of their birds were very well marked.

The late Al Grace, from Buffalo, New York loved to fly his Saddles and hear them clap their wings.

Then I discovered the Louisville Young Bird Show and I eventually joined the Western Tumbler Club there. I was elected the President of the W.T.C. and along with Barry Wilson we promoted the Saddle Muff and we had some very good shows of Saddles.

The last Saddles that I banded were in 2012, when I had to cut back on my birds. I still had my Modern Muffs and I was taking on a new project. Something had to go, plus the Saddles were producing some clear eggs. My



Well, here we go again, another breeding season is coming to an end and it is time to start thinking about the lawn shows and one of this country's favorite shows, the National Young Bird Show, Louisville, KY. Time to get those youngsters in condition. Make sure they are wormed, have been vaccinated for both P.M.V and Paratyphoid and also make sure that they are free from lice before taking them to the shows. Time to start thinking about an isolation pen where the birds can be placed when you return home from the shows. This, so the birds that return home from the shows cannot infect the main loft with anything they may have come in contact with at the shows.

The first few paragraphs of one of Bob Fragoman's monthly columns for LF Tumblers in the *American Pigeon Journal*, May/June 1992 issue, page 52. Thirty years ago but still relevant and great advice!

wife told me that I was breeding them too close.

I never got back into the Saddles due to lack of room plus health and getting older. It is getting harder to take care of what I have now, but if anything happened to my Modern Muffs, I would call my good friend Barry Wilson for some more Saddles. •

THE German Modena Association

Standing Tall for German Modenas

For information contact:
Brad Stuckey at 318-792-8693
OR
Tim Heidrich at 404-922-4960



Donations accepted, then invested and only the dividends and interest are used. This trust was created for the use of funding projects for the NPA and the pigeon hobby.

For further information see the NPA website npausa.com.

Donations are accepted thru the NPA secretary or Mike Miles.

A Legal Registered Non-Profit 501(c)5 Charity Registered in The State of Utah, USA

Contact : Mike Miles
5444 West Saguario Dr
West Jordan Utah 84081
801-259-8036 or Mike_Miles80@yahoo.com

NPA Secretary
PO Box 295
Winston GA 30187

Iranian High Flyers + Tipplers = Champion Flyers

By Hamid Zia - Toronto, Canada

Hot summer days and hot pigeon flying competitions are two inevitable parts of pigeoning in Iran. Every year between June 22nd to July 22nd thousands of fanciers compete in a traditional match has been held between two fanciers at a time, called "Gerow." In a Gerow, competitors fly anywhere between 21 to 1500 pigeons, usually on the same day. Whoever has the higher average time is pronounced the winner. Because these fanciers are not competing in a league of any sort, unfortunately we don't know officially who gains the best time.

But Mr. Sirius Chenari, 68 years old, has a different story. Back in the 1990s in Europe, where he flew birds, Mr. Chenari placed World Champion titles several times. In the years 1993, 1997, and 1999 he managed to win the first place for both young and adult and longest day. 1993 was the year that he was announced the "General Champion," due to several first places and also the most number of birds in each kit (11 & 8). In 1997, Chenari took his chances and performed an unorthodox move. He flew three young birds for the longest day competition (19:23h) and he used the same young birds for young bird competition (19:01h). In 1999 he repeated the same unorthodox move and registered 19:38h for the longest day and 19:12h for the young birds' competitions.

A few years later he returned to his hometown of Babol, Iran, where he worked on his bloodline. According to him, his bloodline contains Iranian Highflyer, English Tippler, German Tippler, Belgian Tippler and some other high and low flyers. His main purpose was to



Sirius Chenari pictured in a European Pigeon newspaper for his flight of 19 hours and 23 minutes

create a strain that could fly in a large kit for several hours. Once he flew 51 pigeons, but couldn't succeed as he expected. Once he flew five birds in order to set a new record but unfortunately one bird got disqualified by going over the night.

On May 12th, 2022 he tried with 11 birds, for a different purpose. In Iran, competitors love to fly great numbers of birds. This reduces their average, and lowers the hours way below the ones recorded internationally. For example, the best average



for 300 birds is 6 hours or so. It has become a tradition that quantity is preferred to quality, to the point that some fly 1200 to 2000 birds in a competition. When Mr. Chenari agreed to fly 11 birds for 14 hours straight, a lot of fanciers made fun of him. But at the end of



All birds pictured are from the loft of Sirius Chenari

the day it was a 14-hour flight. No one can beat that with high numbers of flown birds. He changed a tradition that has been damaging Iranian Highflying Pigeons as endurance flyers and competitions. He showed everyone if we make this decision and put our backs into it, it is easy to fly birds for long hours. Even though he used mixes of Iranian High Flyers with some other breeds, he brought it to light that, IHF also can fly for long hours. It is not a show bird like Show Tipplers or performance bird like Turkish Tacklas or Birmingham Rollers.

He believes if fanciers change the way they compete, they will gain long sweet hours. •



Chenari's Diploma awards for his birds' long flight times

AMERICA'S OLDEST AND BEST RACING PIGEON JOURNAL

Each issue is packed with the information you need to improve your stock, loft, racing methods and understanding of health and nutrition.

Racing Pigeon Digest is the best value for your dollar!

Don't Miss An Issue and You'll Miss Something Exciting!

\$47/year for 20 Issues or \$27/year for 10 Issues.

Call 337.474.1289 To Subscribe Now!

PO Box 300 • Emigrant, MT 59027

Items or Birds For Sale or Wanted

Classified Ads & Club Listings

MULTIPLE BREEDS

Frillbacks, Valencian Figuritas, Franconian/Arabian/Bokhara Trumpeters, Pigmy/Saxon Pouters, Dutch Highfliers, Nuremberg Larks, Nuns, Jacobins, Modern Or. Frills, Srebniazi, Zitterhalls. – Tally Mezzanatto - NPA, NPCC, AFC Master Breeder. TallysPigeonParadise@yahoo.com 909-797-9757. (SO22-SO23P)

Breeding English Trumpeters, Nuns, English Carriers, Domestic Show Flights, Dragoons, Barbs, Exhibition Homers, Komorners, Helmets, House Pigeons, Egyptian Swifts, Berlin Short Face, Volga Tumblers, African Owls, Fantails, English Pouters – John Heppner, Seven Breeds NPA Master Breeder. 3040 Godfrey Ave. Gilroy, CA 95020 Ph. 408-848-3399. (JA22-MJ23p)

Rare Colors in English Trumpeters, Bokhara Trumpeters, Hungarian House Pigeons, Huebin and Bastin Saddle Racing Homers, West of England, Roller, Gabriels and others – Cedar Mist Lofts, Mike Owen 501-329-2377 Cell 501-472-4783 or alohamikeowen@hughes.net (ND21-SO22p)

Flying Oriental Rollers, Horseman Pouters, Rare Colored Racers, Catalonian Tumblers and more – Alan Bliven www.circuslofts.com (ma21-jf22p)

Danes and Flights – in all colors. Tippler Caps, Homers and a variety of other pigeons. Gerald Ford - 845-683-1263 (JF22-ND22P)

Hollanders, Capuchines, Helmets, White Homers, Rollers – Order Young birds now. Dave "The Baker" Gawronski 917-691-4118 or Don Cremeans 720-856-1571 (MA21-JF22P)

American Giant Homers, Auto Sex Texan Pioneers, Utility recessive red Carneau & coming soon French Gros Mondain – Clifton D Padgett cliftonpadgett56@gmail.com or 620-640-4709 (MA22-JF23p)

Saxon Spot and Schmalkaldeners – Yellow, Red and Black. Herbert Deutch 856 983 2729 (MJ-SO22p)

FOR SALE BY BREED

AMERICAN FLYING TUMBLER

Rare AFTs – great performers – all colors and patterns – developed from originals for 50 years – R. Kim LaFlamme 541-597-2871 laflamme@earthlink.net (MA22-JF23P)

ARCHANGEL

Archangels – Multiple colors. Marv Jones 352-382-0443 (JF21-ND21p)

Archangels – Copper and Gold Blackwings – Perry Mueller 314-631-3772 perrymueller58@icloud.com (MJ22-MA23p)

CATALONIAN TUMBLERS

Catalonian Tumblers – White Tails and Friar Caps. Stock imported from Barcelona. Will ship. John Rossner 845-527-7475. rossnerj@yahoo.com (JA21-MJ22P)

CHINESE OWL

Quality Stock in several colors – Rick Tucker 815-973-7971 or coopscoop@comcast.net (ND21-SO23P)

CLASSIC OLD FRIL

Classic Old Frills – Several Colors. James Jensen 801-842-8219 (SO21-JA23p)

ENGLISH LONG FACE TUMBLERS

English Long Face Muffed Tumbler – Proven winners. Larry Deckert 714-906-9052 (MA22-JF23p)

Self and Barred Muffs. Many colors and over 50 years – Tom Evans. 310-425-5717. tomevans51@yahoo.com (SO22-JA23p)

LFCL Black Self Tumblers, Also Cream, Silver & Mealy Bars – Excellent Show Quality. Roland Teed 435-592-5676 teedsharmony@Q.com (SO22-JF23p)

Clean Leg Tumblers – Bald and White Selves. Text me 920-793-2976 Ron Prausa (ND22-SO23p)

ENGLISH TRUMPETERS

NPA Master Breeder – 50 Years experience. \$50 up. Bob Nolan 949-542-9799. robertbobnolan@gmail.com (JF22-ND23p)

FLYING FLIGHT

Outstanding foster parents and flyers – \$20 each. Bob Nolan 949-542-9799. robertbobnolan@gmail.com (JF22-ND22p)

All colors – Greg West 859-635-6149 (JA21-MJ22P)

FRENCH MONDAIN

French Mondains – Call or tex 812-575-7180 Steve Helfich (ND22-SO24p)

GABRIEL

Gabriels – in several colors. Cedar Mist Lofts, Mike Owen 501-329-2377 Cell 501-472-4783 or alohamikeowen@hughes.net (MJ20-MA23)

GERMAN BEAUTY HOMER

German Beauty Homers – Recessive Red and Yellow, also Opal. Dave Lindner 215-723-9851 davelindner.pigeons@gmail.com (MA21-JF22p)

German Beauty Homers – all colors at reasonable prices, young birds only. Call Dan Davis 505-281-1153 (MA 22-MJ23p)

GERMAN & TRIGANINO MODENAS

German & Triganino Modenas – Dave Lindner 215-723-9851 davelindner.pigeons@gmail.com (MA 21-JF22p)

Quality German Modena – for sale. Call Ori Casciato at 412-956-4177 (MJ22-MA23p)

GIANT HUNGARIAN HOUSE

Pageant and National champions – \$100 each. Bob Nolan 949-542-9799. robertbobnolan@gmail.com (JF22-ND22p)

Giant Hungarian House Pigeons – Raising over 100 young each year in all colors. Cedar Mist Lofts, Mike Owen 501-329-2377 Cell 501-472-4783 or alohamikeowen@hughes.net (MJ20-MA22F)

HAMBURG STICKEN

Hamburg Sticken – Bars and Checks in Red, Yellow, Silver and Blue. Art Carte 916-722-0127 (JF21-ND21p)

HELMET

Helmets occassionally for sale – James Jensen 801-842-8219 (ND 22-SO23p)

HOLLE CROPPER

Pageant & National champions. \$50 up – Bob Nolan 949-542-9799. robertbobnolan@gmail.com (JF22-ND23p)

INDIAN FANTAIL

Indian Fantails with quality – Maynard Coblentz 320-852-0615 (JF22-ND23p)

JACOBIN

Bred with a Master Breeder's Touch – and a working person's wallet. All colors, literally. NPA, PJC, CJC Master Breeder 818-462-3486 Drew Lobenstein - drewloben@yahoo.com (ND21-SO24P)

Proven Championship Quality. Most colors – Doyle Zimmerman 715-506-0466 doyle_z@hotmail.com (ND22-SO23p)

Several colors – Show or Stock – John Manckia mrrmanckia@gmail.com (JF21-MA21p)

KAZAN - ROSTOV TUMBLERS

Kazan - Rostov Tumblers – Sandy Sauls. ottmar688627@gmail.com or 260-525-4301 (MJ19-JA21P)

KINGS

Large Utility Kings – Youngster \$30, Breeders \$50. Mike A. Wilson 507-313-1716 mikemaneast@yahoo.com (ND20-SO21p)

KOMORNER TUMBLER

Komorner Tumblers – Magpies and Whites. Charlie Brown 615-642-1416 (JA21-MJ22P)

KONIGSBERG MOORHEAD

Konigsberg Moorhead Tumblers – All Colors. Call Ben Poffenberger 937-623-5024 (ND20-SO21p)

When Contacting our Advertisers, Please Mention that you saw their Ad in PUREBRED PIGEON

LEBANON

Umari – blue bronze bar or bronze check - \$40 each. Tony Massa 330-257-6892 (MJ21-SO21p)

MININDIAN FANTAILS

Minidian Fantails – Various colors from Chrissy Rapp and Gary Cline Loft. Jaime Guzman 530-253-3078 leave message (SO21-JA22p)

MODENA

Gazzi Modenas – 14 for sale. Dennis Weyrauch stock. Call for pricing. Charlie Berryhill 941-586-2992 (JF21-ND21p)

NORWICH CROPPER

Championship Quality – \$50 each. Bob Nolan 949-542-9799 robertbobnolan@gmail.com (JF22-ND22p)

ADVERTISERS – PLEASE CHECK YOUR DATES at the end of your classified: Example (MA219-JF22p)
Your classified began in the March/April 2019 issue and ends with the January/February 2020 issue. Please contact us to renew your subscription at staff@purebredpigeon.com or 615-851-9674 JF = January/February, MA = March/April, MJ = May/June, JA = July/August, SO = September/October, ND = November/December

OLD DUTCH TUMBLER

White Sells and Grizzles – John Valencia 760-217-0132 - call leave message, text or johndreamhomes@yahoo.com (ma21-JF22p)

OLD DUTCH TURBIT

Old Dutch Turbits – Blacks, Blues, Reds, Meales and their dilutes. Birds occasionally for sale. Tony Flagg at 229-328-5642 or tflagg333@gmail.com (SO20-ND21p)

OLD GERMAN OWL

Old German Owls – Master breeder and member of the Old German Owl Club. Also breeding Portuguese Tumblers. Mike Spencer 385-290-7291 or mikecspencer@comcast.net (JF19-ND21p)

ORIENTAL FRILL

Blondinettes and Satinettes. Pandemic Overload! – Tom Berich 412 596 1460 (jF21-nd21p)

POMERANIAN POUTER

NPA National Champion – Starting at \$75. Bob Nolan 949-542-9799 robertbobnolan@gmail.com (JF22-ND23p)

PORTUGUESE TUMBLER

Portuguese – Almond, Brander, Red. German Imports and offspring. Joe Powers 717-246-4972 Dreamcatcher_dwarfs@comcast.net (MJ21-MA22P)

POUTER & CROPPER

Quality English Pouters, Old German Croppers and Reverse Wing Pouters – Great birds at great prices! Frank Barrachina, 909-797-9757 Frankbarrachina@aol.com (JF21-ND22P)

Granadino and Marchenaro Pouters – Young birds available. John Lis 610-207-0706 (JF21-ND21p)

Norwich croppers, Brunner pouters and Pigmy pouters – in all colors available at this time. Mike Craft 815-429-3689 Iroquoispoutersandcroppers@gmail.com. (SO21-JF22p)

Bohemian Pouters – 30 years of dedication to breeding quality Bohemian Pouters. Help bring America's pouter back from the brink and into the show hall. Young birds available year round. Ryan Bateman (503) 724-7834 (ND21-SO22)

RACING HOMER

White and Colored Homers – \$10 each. Bob Nolan 949-542-9799 robertnolan@gmail.com (JF22-ND23p)

White Racing Homers – AU banded, race or dove releases. Mated pairs \$45 pair – squeakers \$15 each. Colored racing homers - \$35 pair. Rick Wied 920-619-2130 (SO21-JA22P)

Raising White Homers since 1997 – Quality birds at a fair price. Young birds \$20.00 each and pairs \$100.00. Hundreds sold yearly. Jack Berkey, Office number: 352-821-9969 and cell 352-223-8382. (ja21-mj22p)

Quality Racing Homers – Bred to Fly. Almonds, Kit. Blue Pied Buitta, Black Spangled Debocg, Red & Yellow Trentons, others. Arwyn Taugner 530-675-9003 taugnersretreat.com or ataugner@yahoo.com (ND22-ND24p)

White Grizzle Racing Homers – \$75 Young Birds. Mike A. Wilson 507-313-1716 mikemaneast@yahoo.com (ND20-SO21P)

Quality Racing Homers – Bred to Fly! Black, Almond, White and Andalusian. Larry Uden 916-967-7897 or 916-671-0837 (MJ21-MJ22p)

All colors – Greg West 859-635-6149 (JA21-MJ22P)

Mike Ganis, Mona Lisa x DaVinci Bloodline Racing Homers – Cedar Mist Lofts, Mike Owen 501-329-2377 Cell or alohamikeowen@hughes.net (JF22-ND22)

RAKOVNIK ROLLER

Rakovnik Roller – Red, Yellow, Black, Blue, Silver. Richard Conway 707-786-4907 (SO21-JA22p)

RARE BREEDS

25 breeds – Greg West 859-635-6149 (JA21-MJ22p)

ROLLER

Rollers for Sale – Julia Shipman, Illinois - 618-943-3063 (SO22-JA23)

Roller – Flying Type. Will ship \$15.00 each. Norman Martin 618-375-7806 (SO21-JA22p)

Rollers - Bred from George Mason Birmingham Roller imports – The real deal. \$50 each plus shipping. Email for details and photos. Jonathan Spodnick - Spodlaw@aol.com (JF21-ND21p)

Jaconette Family of Birmingham

Rollers – \$10 or free to Junior members. Charlie Berryhill 941-586-2992 (JF21-ND21p)

Birmingham Rollers – Rick Mee Bloodlines. Best I've ever had. Jaime Guzman 530-253-3078 leave message (SO21-JA22p)

Ted Mann World Champion South African Competition Rollers – Cedar Mist Lofts, Mike Owen 501-329-2377 Cell or alohamikeowen@hughes.net (JF22-ND22)

SELJUK TUMBLER

Seljuk Tumblers – Anya Ellis 309-235-0558, seraphim1@revealed.net (MA20-JF21p)

SERAPHIM

Seraphim from The Angel Maker – Anya Ellis 309-235-0558, seraphim1@revealed.net (MA20-JF21p)

SHEFFIELD HIGH FLYER

Sheffield High flyers – \$30. Mike A. Wilson 507-313-1716 mikemaneast@yahoo.com (ND20-SO21P)

SWALLOW

Swallows – Quality birds available starting this fall. Perry Mueller 314-631-3772 perrymueller58@icloud.com (MJ22-MA23p)

TIPPLER

Purebred Tipplers – Lovett, Hughes and Sheffield lines. \$60 a pair. Turk Allen 410-500-6207 (c)

UKRAINIAN SKYCUTTER

Ukrainian Skycutters – Top quality Cerpasty and Tortsovey flights, any color. Greg Dobran 347-612-5493 or Instagram #skycutters718 (ND20-JF23)

VALENCIAN FIGURITAS

Valencian Figuritas – NYBS Champions, Master Breeder. Whites, reds, yellows. Leon Tucker 757-477-9572 No birds to sell presently. (MJ21-MA22P)

WEST OF ENGLAND TUMBLER

West of England – Mottles, Blacks, Sells, Andalusians, from George Garcia Loft. Jaime Guzman 530-253-3078 leave message (JA21-MJ22p)

West: White and Tortoise Shell – Sandy Oelschlegel, soelschl@gmail.com, 423-807-0633 (SO22-JA23p)

WING

Thuringer Wing – Many color patterns. Also TSwallows and Field Color Pigeons. Dave Holloway - dianne. holloway@frontier.com 503-648-7893 (ND21-SO22P)

BREED CLUBS

American Archangel Club – working toward quality Archangels in the U.S. National and state meets. Dues \$10. Contact Mike Tempel at 515-297-1658 or www.ArchangelPigeon.com - club website (JA21-MJ22f)

American Flying Tumbler club – Learn all about the Old World type, small performing flying tumbler / with classic old show appeal, "in all colors" – The American Flying Tumbler was first created by Gus Lichtenwald in the early 1950's and continued by a few dedicated breeders to carry on his goals, see them on our FB club site at = American Flying tumbler club, on facebook – or call - Tyler Martindale 801-420-6899 - martindale.tyler211@gmail.com

American German Beauty Homer Club – Information and newsletters. Dues, \$10. Izzy Didion, 5691Edmonds Rd. Bellevue, OH 44811 Ph. 419-483-5276. ididion@frontier.com (JA 21-MJ22P)

American Owl Club – Promoting the breeding and showing of the beautiful and challenging African Owl. Quarterly bulletins and shows around the country with a friendly group of people. Contact Tim Heidrich at 770-862-1983 or ourwinghaven@bellsouth.net (MJ18-MA19p)

American Pigmy Pouter Club – Promoting the "Worlds Greatest Show Bird." Bi-Monthly Newsletters. Two Big Shows, Pouter & Cropper Extravaganza with NYBS and Annual All-Age Meet at Fremont, Ohio. For more info contact: Mike Pope 910 Dixie Airport Rd. Madison Heights, VA 24572 E-mail Mike_Pope@hotmail.com Website: <http://americanPigmyPouter.angelfire.com> (2021-JA22p)

American Short Face Club – New Members always welcome. Dues \$15, multiple supported shows. Eddie Ortiz, 917-861-3456, Americanshortfaceclub@yahoo.com (SO21-JA22p)

American Show Racer Association – join us in breeding and showing the "Bird of Dignity." Contact Mike Conway Sec/Treasurer/Band Director at conway5211@aol.com (f)

Auto-Sex Texan Pioneer Association International – Dual Purpose breed, auto-sex and faded. Clifton Padgett 620-640-4709 cliftonpadgett56@gmail.com or Nick Vlasek 830-238-3202 nickvlasek1@icloud.com (ND20-SO22p)

Central Fantail Club – Motivated to promote the fantail into the future. We are open to creative ideas to help bring in new members and strengthen the club. Contact: Earl Biedermann, 7780 E David Dr, Tucson AZ 85730. Ph. 520-745-5979 www.centralfantailclub.net (JA20-MJ21p)

Empire Short Face Tumbler Club – Est. 1947 – Multiple Shows per year. Monthly Newsletter. Contact Paul Boccanfuso - 718-605-0795 (UF21-ND21p)

National English Trumpeter Club – 4 Bulletins a year. Shows nationwide. Sponsor of National Young Bird Show in Louisville, KY. Adults \$15 year; Juniors \$5 year; Family \$20. Contact Virgil Smith, Jr. - Secretary/Treasurer, 515 S. Roberts Ave. El Reno, OK 73036 Email: vsmithjr226@gmail.com - Make checks and money orders payable to: National English Trumpeter Club (JA20-MJ21p)

National Pouter and Cropper Club – Online bulletins, great meets, and keepsake awards. Help with all your pouter matters. Dues, \$15. Frank Barrachina, Secretary, PO Box 720061, Pinion Hills, Ca. 92372 (UF22-ND22P)

Old German Owl Club – Timely newsletters and shows throughout North America. Contact 203-951-9505, contactus@ogoc.org or http://www.ogoc.org or facebook. Look for our OGO auction at the following shows: Louisville YBS, The Pageant, Des Moines, and the National. High quality birds of all ages and colors. A great way to improve your stock or a good way to start raising OGOs. At the shows, look for auction times in our OGO area. Any questions, Bob Perx Lofts 781-337-1901 or bobnaa@comcast.net (JA16-MJ21f)

Olde Style Saddle Muffed Tumbler Club – Contact Kevin & Claudia Gum 618-749-9942 or kcgum@hotmail.com (ND22f)

Voorburg Shield Cropper Club of America – A super friendly pouter with a personality that is hard to match. Dues \$20.00 Johnnie Johnson, 208 Sandwood Cir., Park River, ND 58270. Voorburg@polarcomm.com or 701-331-1299 (SO21-JA22p)

Join the Western American (English) Trumpeter Club – Four outstanding bulletins. Summer and Fall shows plus the Classic in January. Adults - \$25, Family \$35, juniors \$7.50. Send dues to Karen Fraire, 24234 Central Ave., Descanso, CA 91916 (JA21-MJ22p)

Western Tumbler Club – Promoting English Long Face Tumbler (Clean Leg and Muff) since 1898. New members always welcome. Dues \$10. Ron Teixeira, bravaloft@gmail.com (JA21-MJ22P)

ALL BREED CLUBS

Carolina Pigeon and Dove Association – new club n North Carolina. Come Join Us! Bogdan bogdanpan123@gmail.com or Kevin Moths kevy73@bellsouth.net (f)

MOKA Pigeon Club – serving MO, OK, KS, AR state areas. Annual YBS and All Breed show. Contact Melissa Lynch, 20782 20th Rd, Parsons, KS 67357 620-778-4236 rhinestonecowgirl_87@yahoo.com Facebook page. (MA22-JF23)

St. Louis Metropolitan Pigeon Fanciers Association – All Breeds Club. Dues \$10/yr. St. Louis Pigeon Club on Facebook. Contact Chris Auer., ph. 314-412-0308 or auercg23@aol.com (JA22-MJ23p)

The German Modena Association – Tim Heidrich 404-922-4960 or Brad Stuckey at 318-792-8693 or visit our Facebook group.

Minnesota State Pigeon Association – Welcoming all breeds and new members. Annual sponsor of the North Star Classic all breeds show in November. Dues \$5 Junior, \$10 Single, \$15 Family. Visit us on the web at www.MinnesotaStatePigeonAssociation.com. Membership - Patti Dietzel, 12355 134th Street, Cologne, MN 55322 ph. 952-303-9948 (SO21-JA22p)

North Dakota Pigeon Association – Monthly meetings, Potluck meal, Bulletin with photos, Fall Show. Supporter of the NPA Legacy Fund Trust. Dave Knittel, Secretary, 701-739-3977 email- david.knittel@und.edu (SO21-JA22p)

Southern Pigeon Cub – www.southernpigeonclub.com or southernpigeon@gmail.com (MA22-JF23F)

Virginia Pigeon and Dove Association – Three annual shows including our big Fall show with 1000+ entries. NPA Affiliate Club. Dues \$10 per year. Contact Chris Raines, crlofts@gmail.com or www.vpdusa.org (UF19-ND21f)

PIGEON ITEMS

Thousands of Poultry and Pigeon collectible gifts and goodies – that you can buy from Diane Jacky's online gift shops. Great ideas for special events and other occasions. Apparel, posters, stickers, plates, mousepads, clocks, tiles, neckties, mugs, ornaments, magnets, postage stamps, dog shirts, aprons and more. www.dianejacky.com (SO22-JA23p)

PigeonMagazines.com – for books and magazines. Arthur Clarke, 734 461-0190 (JA20-MJ21P)

Books and Magazines – Antique, Vintage and New Pigeon, Poultry, Automobile. Send email, text or phone. Owen Kalland 1-408-839-9901 oakjacboklofts1@aol.com (MJ21-MA22P)

www.pigeon cote.com – books, magazines, curios, health advice, history. John Verburg

NPA Standards Book in color – Go to www.NPAUSA.com - over 200 written standards of perfection for show pigeons, many with color illustrations. Used by all pigeon judges in the U.S. (free ad in support of the NPA)

WANTED

Pigeon book collections wanted – Arthur Clarke, 734 461.0190 (JA21-MJ22P)

Wanted – Rzhhev Startails. Jeb Sillar 815-587-5898 (ma21-JF22p)

Wanted – Strassers. John Scotto scottojohn537@gmail.com (ND22-)

Wanted – M. Frank Cook, A. O. Schilling Paintings, Photos and Prints. Eric L. Kooker, P.O. 100, Quakertown, Pa 18951 267-242-4676 or e_kooker@msn.com (jf21-ND21p)

Wanted M. Frank Cook or other pigeon paintings – (originals not prints). staff@purebredpigeon.com or 615-851-9674

ADVERTISERS – PLEASE CHECK YOUR DATES at the end of your classified: Example (MA22-JF23p) Your classified began in the March/April 2022 issue and ends with the January/February 2023 issue.

Please contact us to renew your subscription at staff@purebredpigeon.com or 615-851-9674

JF = January/February | MA = March/April | MJ = May/June | JA = July/August | SO = September/October | ND = November/December

CLASSIFIED PRICES

70 cents Per word x Per issue (minimum of two issue insertion)

Classifieds are for PAID Subscribers only. Every ad must include your first and last name

SEND TO: Purebred Pigeon, 108 Freeman Hollow Ct, Goodlettsville, TN 37072 or staff@purebredpigeon.com

REMINDER
When moving, be certain to request that your magazines be forwarded. Most Post Offices won't automatically forward magazines unless a request is made. Thanks!!

Upcoming Issues

January/February 2023
Women in the Hobby

March/April 2023
Show Reports

November/December
Old German Owls

Is Your Club interested in a Feature? Call or email for more info! Please support your breed with ads & articles!

2023 OFFICIAL NPA BAND ORDER BLANK

Note: Minimum order 10 bands Per Size (lots of 5 thereafter)

Size MM	BREEDS	QTY @.45 ea
6.5	Ringneck Dove	
7	All Clean Leg Shortface Tumblers, American Flying Tumbler, Arabian Trumpeter, Archangel, Breslaue Tumbler, Brunner Pouter, Catalonian Tumbler, Chinese Nasal Tuft, Cumulet, Danzig Highflyer, Figurita, Flying Baldhead, Flying Oriental Roller, European Komoner, German Nun, Gumbinner, German Modena, Hamburg Sticken, Helmet, Italian Owl, Hyacinth, Laughier, Parlor Roller, Parlor Tumbler, Performing Roller (Birmingham Roller), Polish Murzyn, Polish Owl, Portuguese Tumbler, Rzhew Startail, Sroka, Starling, Flying Tippler, Syrian Turbiteen, Taganrogen (Tagenrog Tumbler), Vienna Medium Face, Zitterhals.	
8	Aachen Lacquer Shield Owl, African Owl, All small Spanish Pouters (Gaditano Marchenero Deportivo Rafeno), All Thuringer Color Pigeons, Altenberg Trumpeter, Ancient, Baku Tumbler, Berlin Longface Tumbler, Bernhardiner, Chinese Owl, Clean Leg Ice Pigeon, Czech Ice Pouter, Damascene, Danish Tumbler, Domestic Show Flight, Donek, Dutch Highflyer, Egyptian Swift, Elster Purzler, English Nun, Nuremberg Lark, Fantail, Franconian Velvet Shield, Hessian Pouter, Holle Cropper, Horseman Pouter, Jacobin, Komorner Tumbler, Koros Tumbler, Macedonian Turbit, Mookiee, New York Flying Flight, Norwich Cropper, Old Dutch Capuchine, Old German Owl, Oriental Roller, Persian Roller, Pigmy Pouter, Racing Homer, Ringbeater, Schecken, Shield Cropper, Show Roller, Show Tippler, Show Type Racing Pigeon, Silesian Pouter, South German Priest, Spanish Barb, Srebniak, Suabian, Swing Pouter, Syrian Fantail, Syrian Swift, Temeschberg, Thuringer Pouter, Ukranian Skycutter, Voorburg Shield Cropper.	
9	Antwerp Smerle, Berlin Shortface Tumbler, Cauchois, Classic Old Frills, Clean Leg Ice Pigeon, Coburg Lark, Czech Bagdad, Dewlap, English Barb, English Magpie, English Owl, Genuine Homer, German Beauty Homer, Goldkragen, Laudino Pouter, Jiennense Pouter, Granadinos Pouter, Gorguero Pouter, and other large Spanish Pouters, Lebanon, Long Face Clean Leg Tumbler, Lucerne, Maltese, Miniature American Crest, Modena, Old Dutch Turbit, Old German Cropper, Seraphim, Shaksharli, Show Antwerp, Turbit, Uzbek Tumbler.	
10	American Show Racer, Carneaux, Dragoon, English Carrier, English Pouter, English Show Homer, Florentine, French Bagdad, Frillback, Hungarian, Kazaner Tumbler, Mindian Fantail, Moorhead Tumbler, North Caucasian Tumbler, Oriental Frill, Polish Lynx, Ptarmigan, Rostower, Royal Seljuk, Royal Snow Tumbler, Scandaroon, Show King, Strasser, Syrian Coop Tumbler, Texan Pioneer, Turkish Tumbler, Utility King, Volga Tumbler, West of England Tumbler.	
11	American Fantasy, Bavarian Pouter, Duchess, Exhibition Homer, Fairy Swallow, French Mondain, Fullhead Swallow, Giant American Crest, Giant Homer, Muffed Ice Pigeon, Indian Mondain, Lahore, Long Face Muff Tumbler, Old Dutch Tumbler, Saxon Breast, Saxon Field Pigeon, Saxon Monk, Saxon Priest, Saxon Shield, Saxon Whitetail, Schmalkalden Mohrenkopf, Silesian Swallow, Swiss Crescents, Swiss Mondain.	
12	Indian Fantail, Muffed Pouters and Croppers, Russian Tumbler, Saint.	
13	Dutch Croppers, Ghent Pouters, Giant Rumlbers, Giant Runts, Hana Pouters, Hungarian, Pomeranian Pouters, Reversewing Pouters, Indian Fantail (Larger Size), Saxon Pouters, Trumpeters.	
14	Very Large muffed breeds: Giant Hungarian House Pigeons, Bohkara Trumpeters, English Trumpeters.	

Name _____

Address _____

City State Zip _____

Phone _____ Email _____

Amount for Bands	
Dues: US Family \$25.00 Adults \$20.00 Juniors \$5.00	
Dues: Canada & Mexico Family \$30.00 US Funds Adults \$25.00 US Funds	
All Other Foreign Countries: Family \$70.00 US Funds. Adults \$60.00 US Funds	
Sales Tax if applicable	
Postage & Handling USA \$6.00	
Postage & Handling Non-US \$15.00	
Total Amount Enclosed	

Please add additional \$5.00 per 100 bands for special orders for a specific series of band numbers. (0-99 100-199 etc.). There will be no exceptions. Must be in quantities of 100.

Visit our website at WWW.NPAUSA.COM for more products and information. Orders can be sent to the NPA headquarters at any time as a full stock of sizes is carried on hand throughout the year. If at the end of the season substitutions have to be made a size will be sent that is the same size or as near possible to that size.

Terms: Cash with Order - No COD Send Check or Money order in US Funds Payable: National Pigeon Association
Mail to: Secretary PO Box 295 WINSTON GA 30187

NOTE: When paying memberships please attach breeds raised family members' names for Family Memberships Birth Dates of Juniors Under 18 years of age. Thank you.

West of England Tumblers

Jim Vines

Greenwood, Arkansas

2021 Show Season

Reserve Champion & Best Mottle — NWOETC Eastern Young Bird Show at the National Young Birds Show, Louisville, Kentucky



Supporting the NATIONAL PIGEON ASSOCIATION

Supporting the National West of England Tumbler Club



Young Cock



Reserve Champion & Best Young & Best Pattern NWOETC District Two Show in Des Moines, Iowa



Young Cock



Young Hen



Best Pattern— NPA Grand National in Amarillo, Texas



Young Hen

